

WWCI Series
SMD Wire Wound Ceramic Inductor
Size 1008



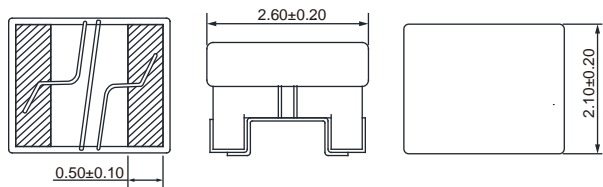
CHARACTERISTICS

-
-
-
-

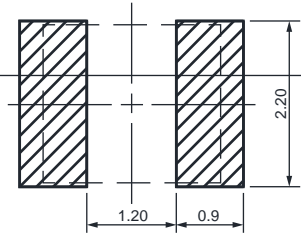
APPLICATION

-

Dimensions: [mm]



Land Pattern: [mm]



Electrical Properties:


		Condition		Condition		(Ω)	
			±5%				
			±5%				
			±5%				
			0%				
			±5%				
			0%				
			±5%				
			0%				
			±5%				
			0%				
			±5%				
			0%				
	33		±5%				

		Condition		Condition		(Ω)	
	33		%				
			±5%				
			%				
			±5%				
			%				
			±5%				
			%				
			±5%				
			%				
			±5%				
			%				
			±5%				
			%				
			±5%	45			
			%	45			
			±5%	45			
			%	45			
			±5%	45			
			%	45			
			±5%	45			
			%	45			
			±5%	45			
			%	45			
			±5%	45			
			%	45			
			±5%	45			
			%	45			
			±5%	45			
			%	45			
			±5%	45			
			%	45			
			±5%	35			
			%	35			

℃

Typical Electrical Characteristics:

Inductance VS. Frequency Characteristics:



Temperture Rise VS. Frequency Characteristics:

