

NRSE Series
SMD Shielded Tiny Power Inductor
Size 2016

CHARACTERISTICS

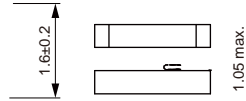
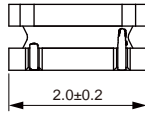
-
-

APPLICATION

-
-

Dimensions: [mm]

Land Pattern: [mm]



1.6 ref.

Electrical Properties:

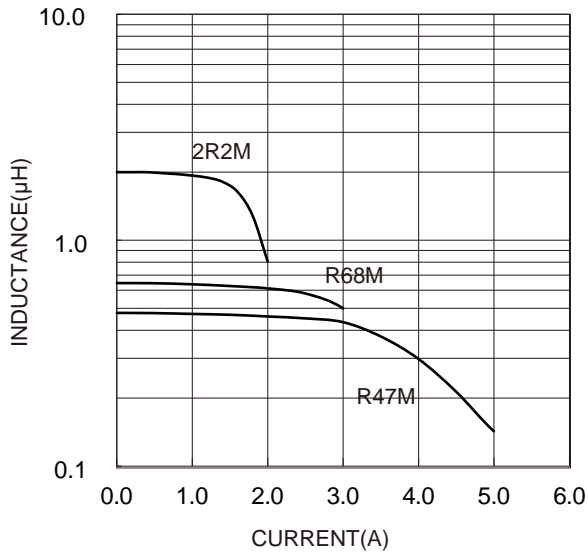
©

©

©

Typical Electrical Characteristics:

Inductance VS DC Current Characteristics:



Temp. Rise VS DC Current Characteristics:

