


NRSA Series

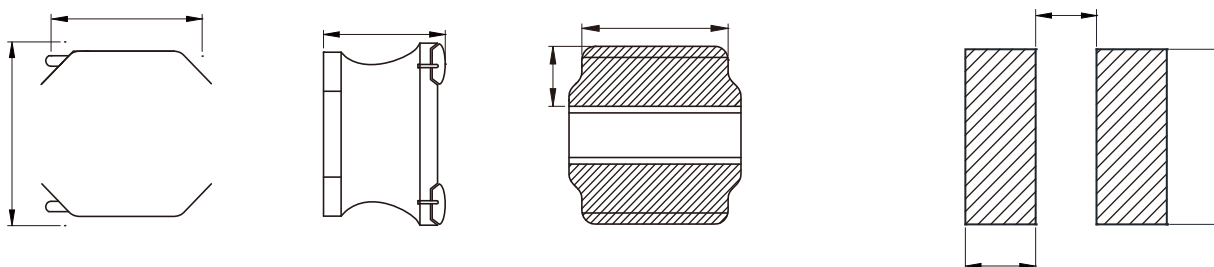


FEATURES

- Magnetic shield type wound inductor for power circuits using a ferrite magnetic material
- High magnetic shield construction and compatible with high-density mounting
- Larger current and lower Rdc were achieved by optimizing the ferrite core figure.
- Operating temperature: -55 to +125°C (including self-temperature rise)
- AEC-Q200 qualified
- Quantity: 2000pcs

APPLICATION




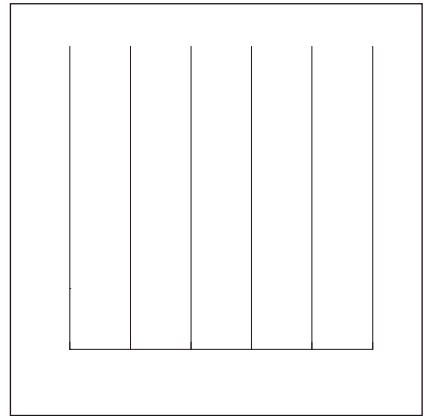
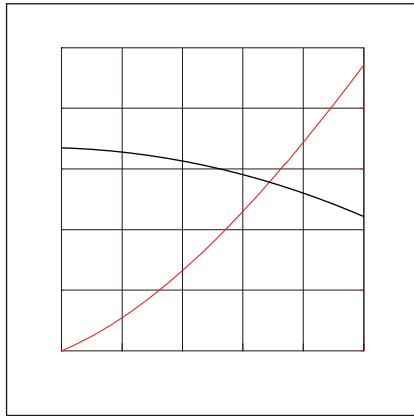
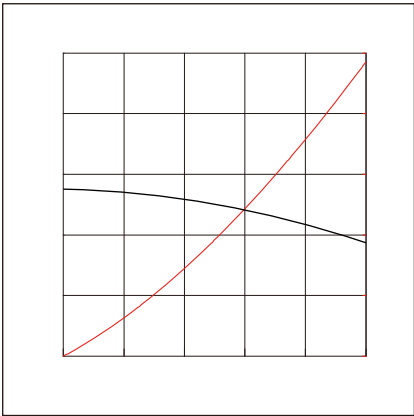
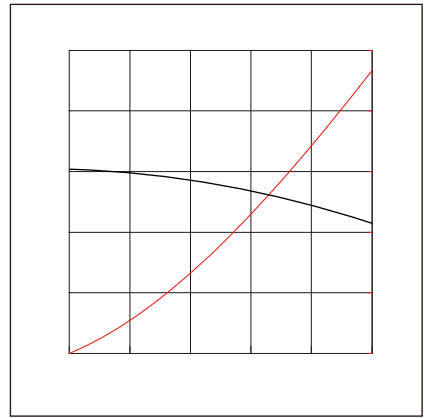
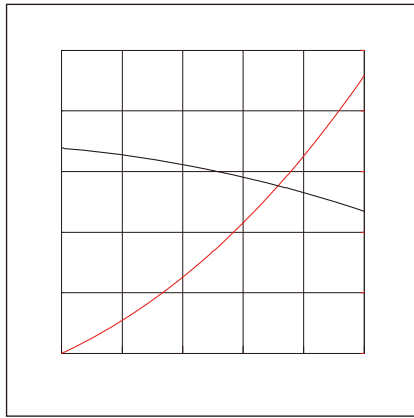
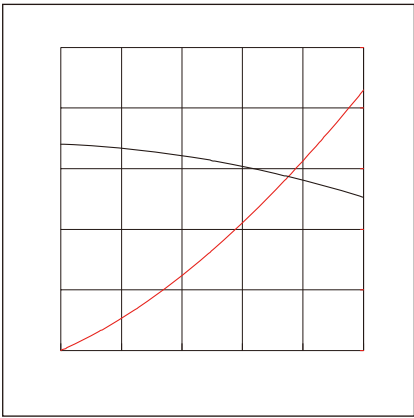
- Car navigation, car stereo and car accessories only

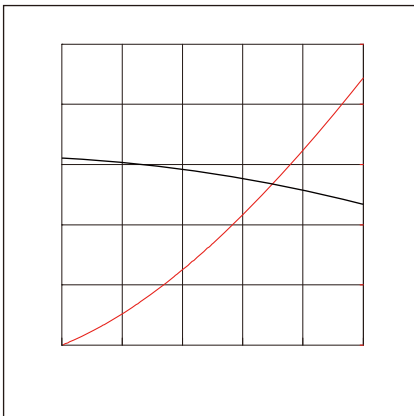
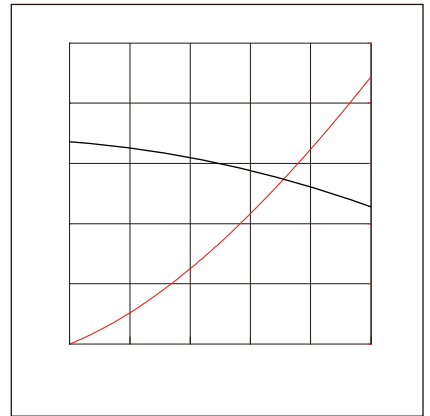
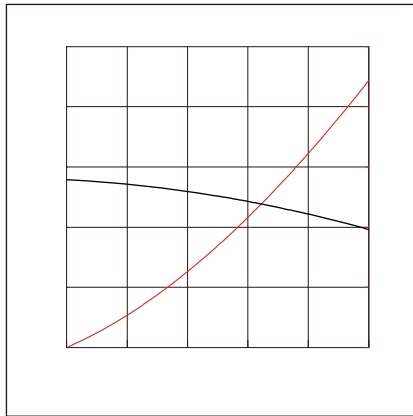
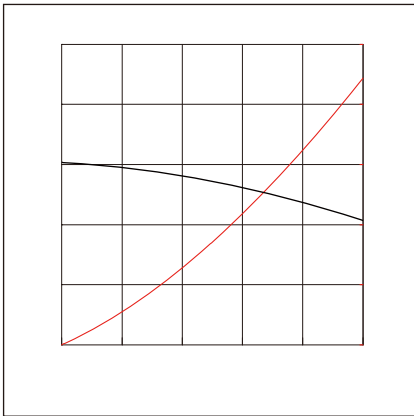


Part No	L@100KHz/1V	Tolerance	I _{SAT} Typ.	I _R Typ.	R _{DC} ±20%
NRSA4030-R68N	0.68	±30%	6.80	4.60	10
NRSA4030-1R0M	1.0	±20%	5.30	4.20	14
NRSA4030-1R5M	1.5	±20%	4.90	3.40	20
NRSA4030-2R2M	2.2	±20%	4.90	3.00	30
NRSA4030-3R3M	3.3	±20%	3.30	2.40	40
NRSA4030-4R7M	4.7	±20%	2.90	2.05	60
NRSA4030-5R6M	5.6	±20%	2.60	1.95	65
NRSA4030-6R8M	6.8	±20%	2.75	1.80	90
NRSA4030-8R2M	8.2	±20%	2.10	1.60	90
NRSA4030-100M	10	±20%	2.00	1.50	100
NRSA4030-120M	12	±20%	1.80	1.30	135
NRSA4030-150M	15	±20%	1.70	1.20	190
NRSA4030-180M	18	±20%	1.50	1.10	200
NRSA4030-220M	22	±20%	1.30	1.00	225
NRSA4030-330M	33	±20%	1.10	0.85	330
NRSA4030-470M	47	±20%	0.95	0.72	530

I_R will cause the coil temperature rise approximately t40C

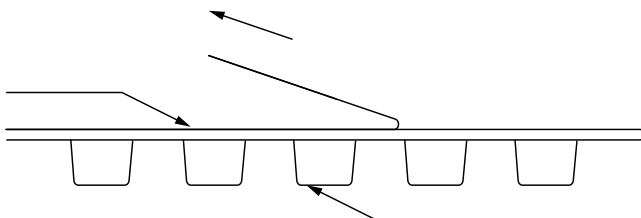
I_{SAT} will cause L to drop approximately 30%.





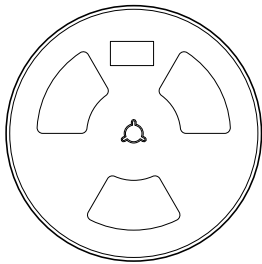
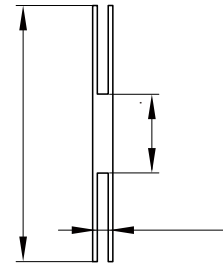
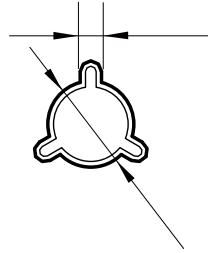
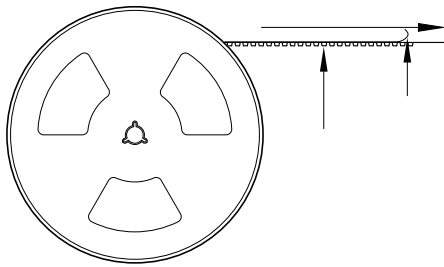
:

NRSA4030	4.25 ± 0.1	4.25 ± 0.1	1.5 ± 0.1	4.0 ± 0.1	8.0 ± 0.1	12.0 ± 0.3	3.25 ± 0.1	1.75 ± 0.1	0.40 ± 0.05

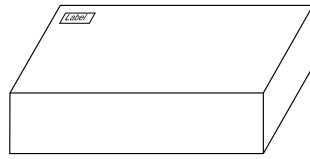


The peel force of top cover tape shall be between 0.3 to 1.17 N

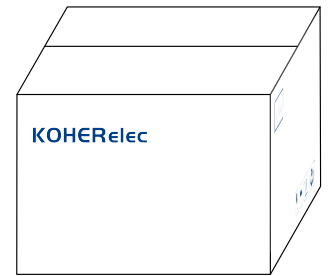
:



2000 Pcs/Reel



3 Reel /Inner box(6K Pcs)



3 Inner box/Carton box(18K Pcs)

:

-
-
-
-
-
-
-
-
-
-