

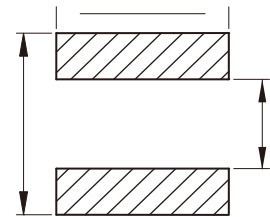
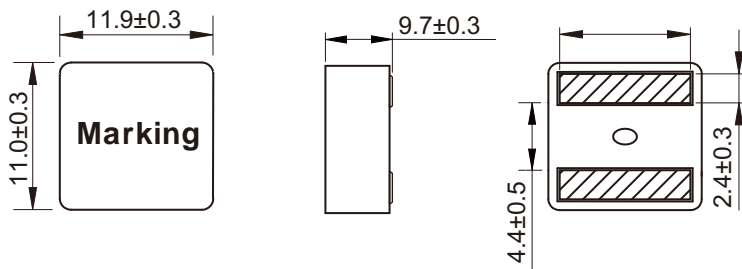
**MDTA Series**  
 Flat Wire Molded Inductor  
 Size 1010



**APPLICATION**

Dimensions: [mm]

Land Pattern: [mm]

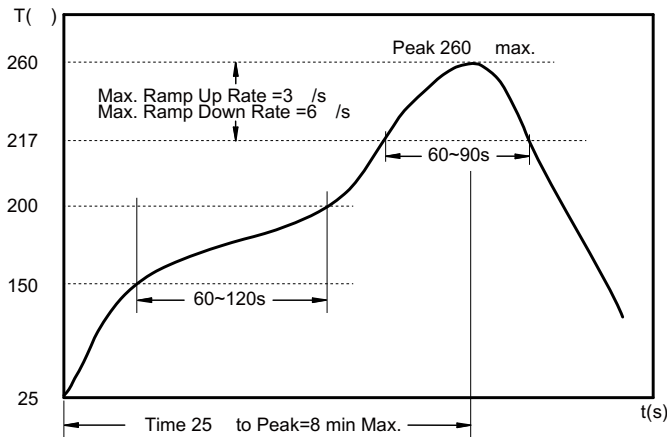


**Electrical Properties:**

( $\mu\text{H}$ )	(A)	(A)	( $\text{m}\Omega$ )	(mm)

Saturation Current will cause L to drop approximately 30%  
 Temperature Rise Current that causes the specified temperature rise from 25°C ambient.

## Soldering Reflow:



Preheat condition: 150 ~200 °C / 60~120 sec.

Allowed time above 217 °C : 60~90 sec.

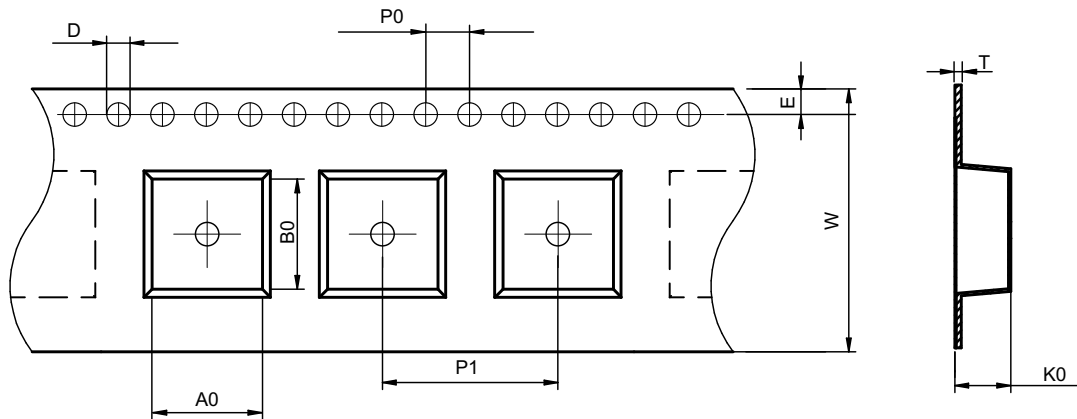
Max temperature: 260 °C .

Max time at max temperature: 10 sec.

Allowed Reflow time: 2x max.

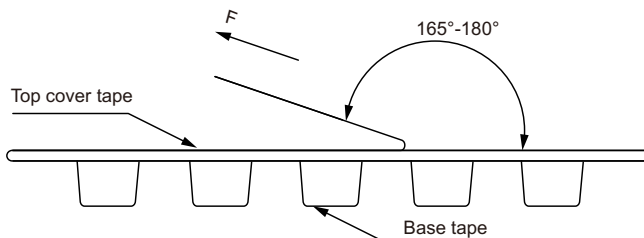
## Packaging Information:

### Tape Dimension :



Series	A0 (mm)	B0 (mm)	D (mm)	P0 (mm)	P1 (mm)	W (mm)	K0 (mm)	E (mm)	T (mm)
MDTA1010	12.4±0.1	11.5±0.1	1.5±0.1	4.0±0.1	16.0±0.1	24.0±0.3	10.3±0.1	1.75±0.1	0.50±0.05

### Peel force of top cover tape:

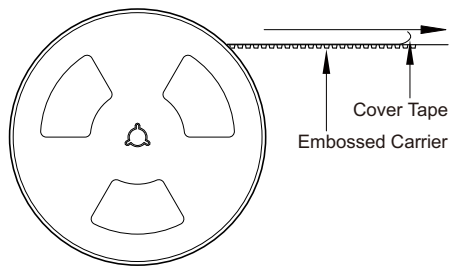


The peel force of top cover tape shall be between 0.1 to 1.3 N

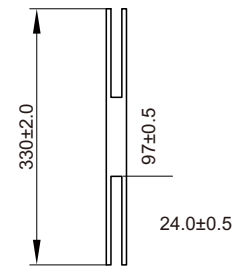
### Product Marking:

Marking	Printing (Inductance)
---------	-----------------------

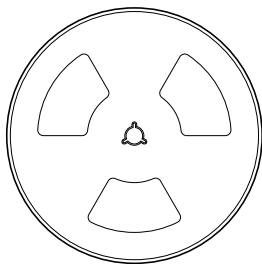
Reel Dimension : [mm]



$2.2 \pm 0.5$



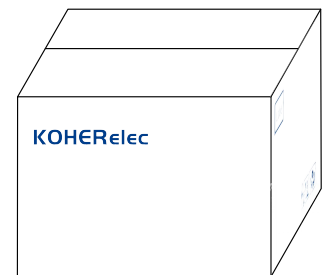
Packaging Quantity:



300 Pcs/Reel



2 Reel /Inner box( 600 Pcs)



2 Inner box/Carton box(1200 Pcs)

## Cautions and Warnings:

### Storage Conditions :

- The storage period is within 12 months after the completion of production. Be sure to follow the storage conditions (temperature:  $-5$  to  $35^{\circ}\text{C}$ , humidity: 75% RH Max).If the storage period elapses, the soldering of the terminal electrodes may deteriorate.The warranty period is one year.
- Product should not be exposed to environment with high temperature, high humidity, dust, corrosive gas and etc.
- Products should be handled with care to avoid damage or contamination from perspiration and skin oils.
- Please always handle products carefully to prevent any damage caused by dropping down or inappropriate removing.

### Operation Instructions:

- Self heating (temperature increase) occurs when the power is turned ON, so the tolerance should be sufficient for the set thermal design.
- Before soldering, be sure to preheat components.The preheating temperature should be set so that the temperature difference between the solder temperature and chip temperature does not exceed  $150^{\circ}\text{C}$ .
- Soldering corrections after mounting should be within the range of the conditions determined in the specifications.If overheated, a short circuit, performance deterioration, or lifespan shortening may occur.
- Generally, Koher might not be familiar with either customer's specific application or actual requests as customer does.As a result customer shall be responsible for checking and confirming whether Koher product with the performance described in the product specification is suitable for using in customer's particular application or not.