



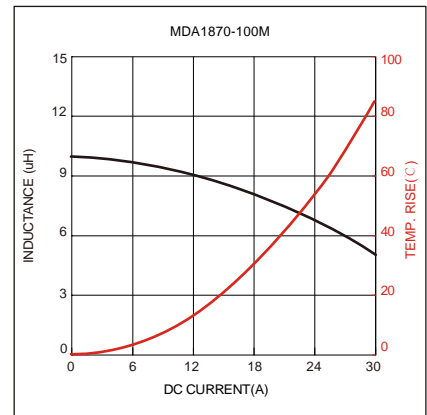
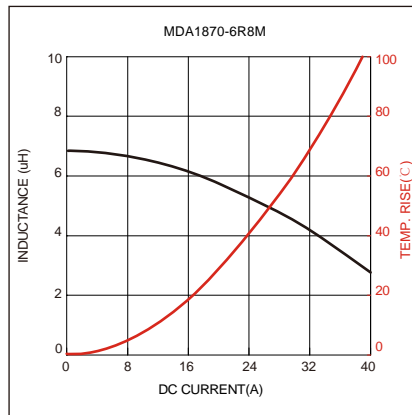
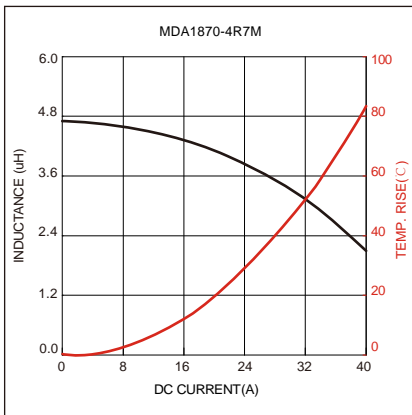
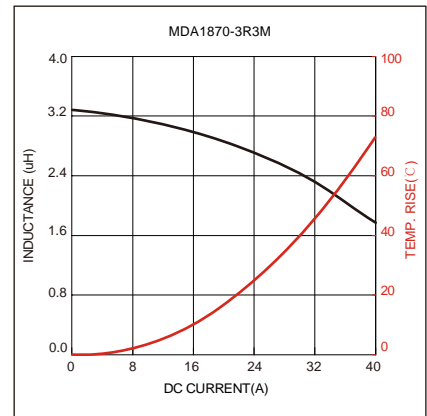
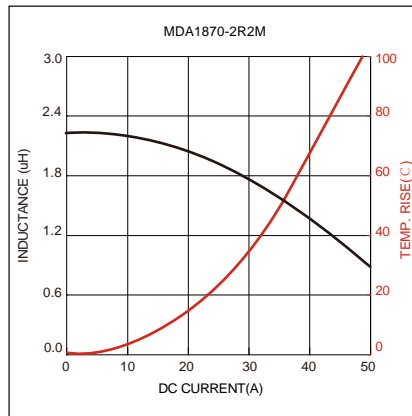
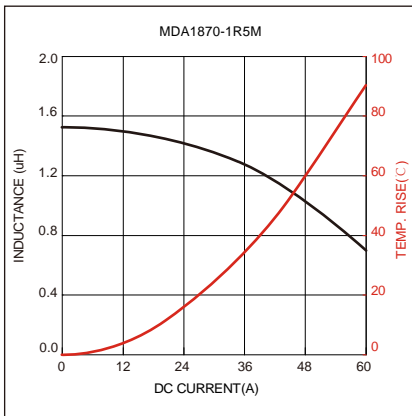
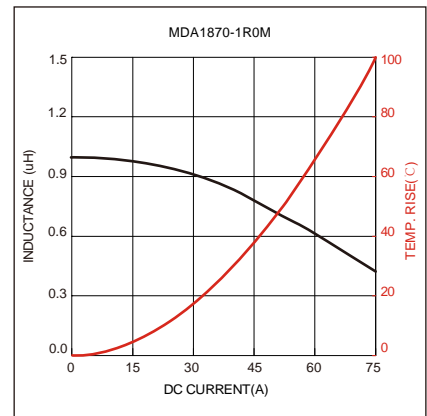
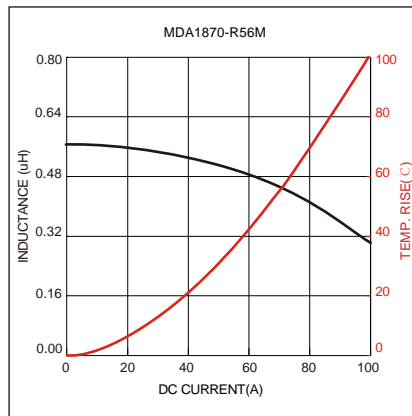
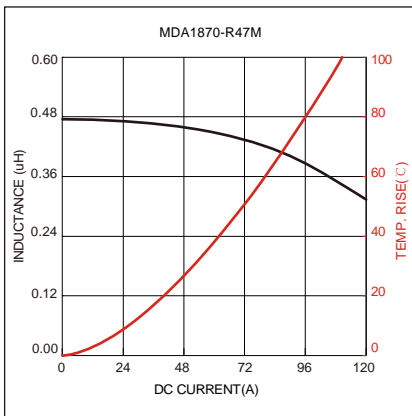


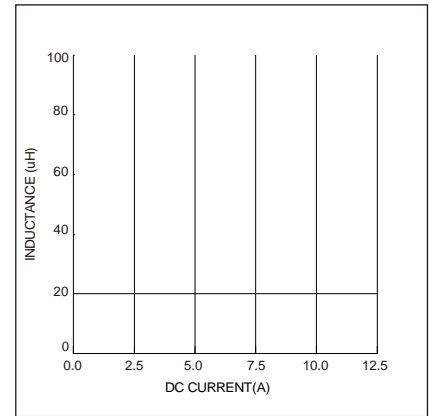
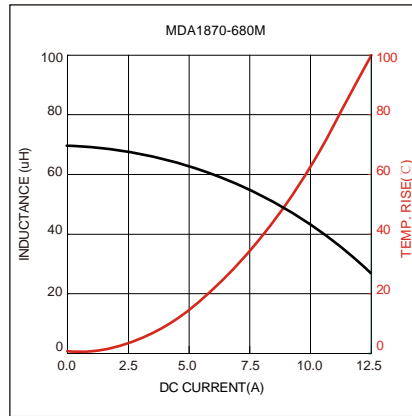
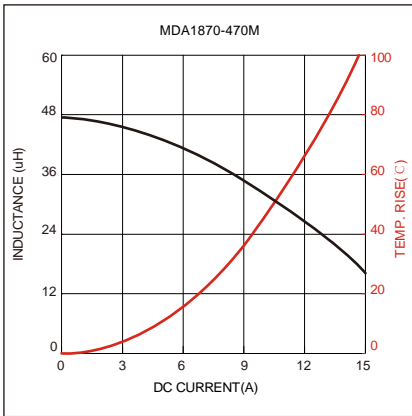
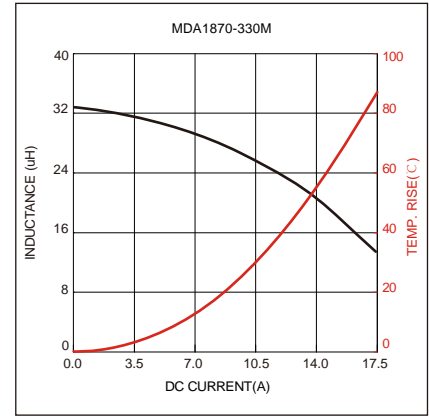
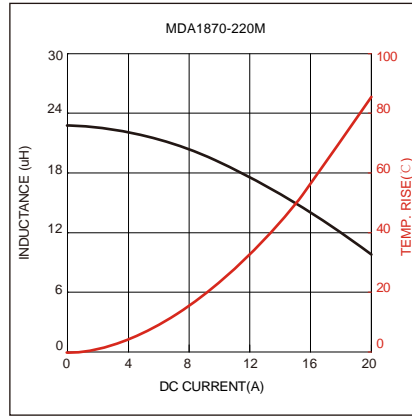
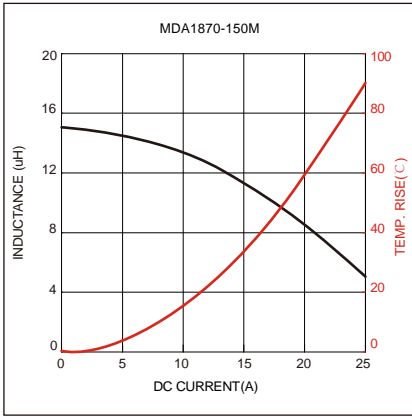
	( $\mu\text{H}$ )				Saturation	Saturation		( $\text{m}\Omega$ )	( $\text{m}\Omega$ )

Saturation Current will cause L to drop approximately 30%

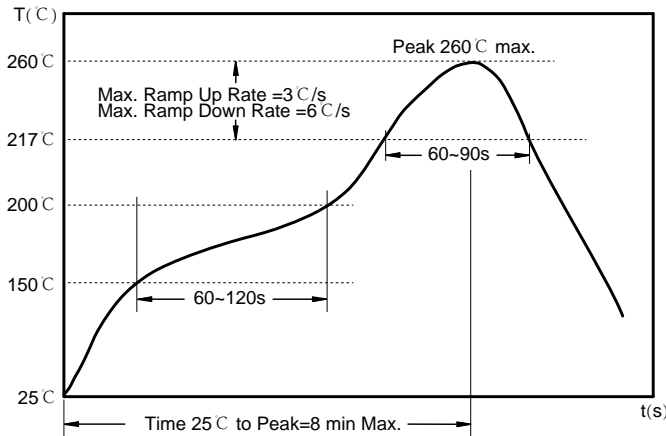
Temperature Rise Current: The actual value of DC current when the temperature rise is  $\Delta T=40^\circ\text{C}$

### Typical Electrical Characteristics:





## Soldering Reflow:



Preheat condition: 150 ~200°C / 60~120 sec.

Allowed time above 217°C : 60~90 sec.

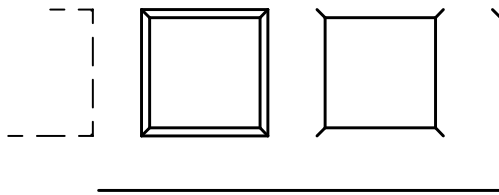
Max temperature: 260°C .

Max time at max temperature: 10 sec.

Allowed Reflow time: 2x max.

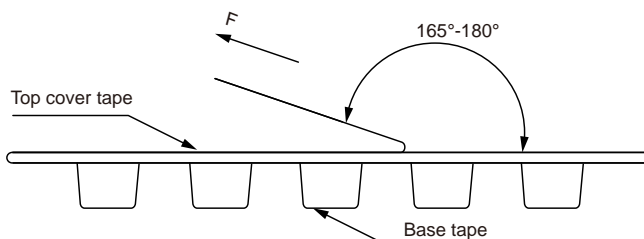
## Packaging Information:

### Tape Dimension :



Series	A0 (mm)	B0 (mm)	D (mm)	P0 (mm)	P1 (mm)	W (mm)	K0 (mm)	E (mm)	T (mm)
MDA1870	17.5± 0.1	18.1± 0.1	1.5± 0.1	4.0± 0.1	24.0± 0.1	32.0± 0.3	7.3± 0.1	1.75± 0.1	0.50± 0.05

### Peel force of top cover tape:

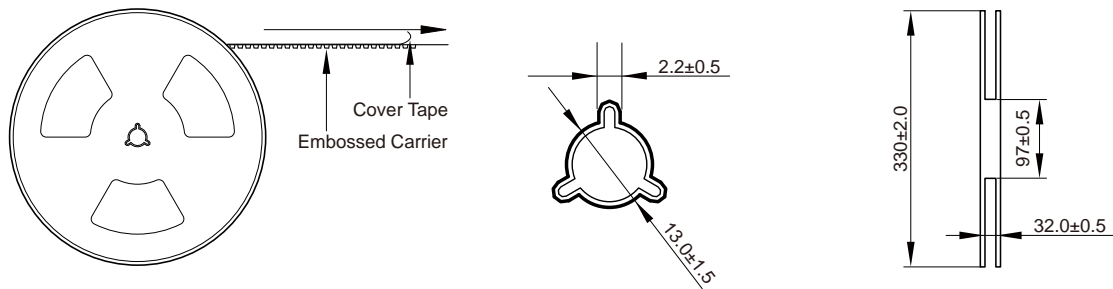


The peel force of top cover tape shall be between 0.1 to 1.3 N

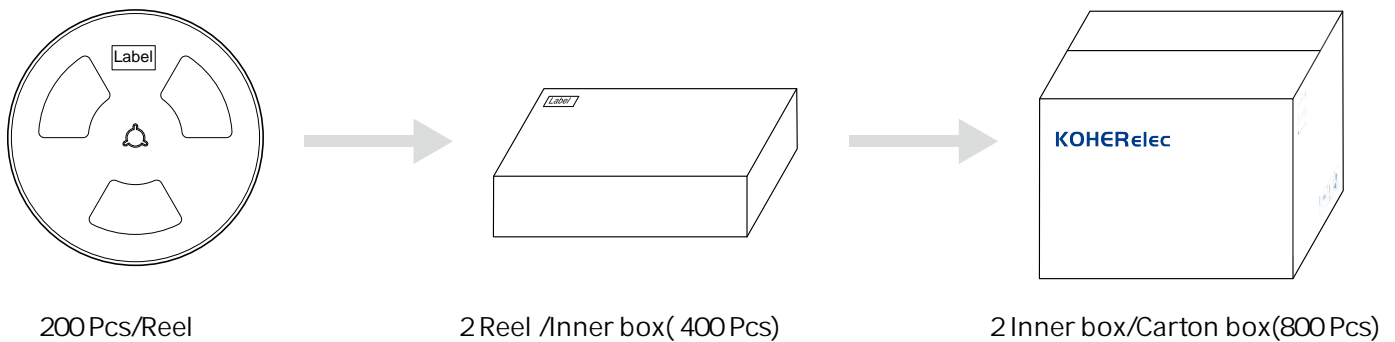
### Product Marking:

Marking	KH+Printing Inductance+period)
---------	--------------------------------

## Reel Dimension: [mm]



## Packaging Quantity:



## Cautions and Warnings:

### Storage Conditions :

- The storage period is within 12 months after the completion of production. Be sure to follow the storage conditions (temperature: -5 to 35°C, humidity: 75% RH Max).If the storage period elapses, the soldering of the terminal electrodes may deteriorate.The warranty period is one year.
- Product should not be exposed to environment with high temperature, high humidity, dust, corrosive gas and etc.
- Products should be handled with care to avoid damage or contamination from perspiration and skin oils.
- Please always handle products carefully to prevent any damage caused by dropping down or inappropriate removing.

### Operation Instructions:

- Self heating (temperature increase) occurs when the power is turned ON, so the tolerance should be sufficient for the set thermal design.
- Before soldering, be sure to preheat components.The preheating temperature should be set so that the temperature difference between the solder temperature and chip temperature does not exceed 150°C.
- Soldering corrections after mounting should be within the range of the conditions determined in the specifications.If overheated, a short circuit, performance deterioration, or lifespan shortening may occur.
- Generally, Koher might not be familiar with either customer's specific application or actual requests as customer does.As a result customer shall be responsible for checking and confirming whether Koher product with the performance described in the product specification is suitable for using in customer's particular application or not.