

FBHA S Series

Chip Ferrite Bead High Current Type
Size 1206



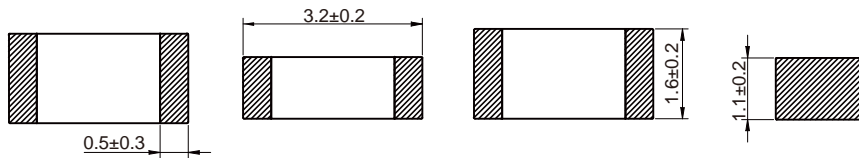
FEATURES

- Noise reduction solution for power line.
- Compared to the series, has low direct current resistance for compatibility with large currents, optimal for low power consumption. Various frequency characteristics with materials of different thicknesses for comprehensive measurement against everything from analog signals to high-speed signals.
- Forms ellipse in signal lines where low direct current resistance is required.
- AEC-Q200 qualified
- Operating temperature: -55 to +150 °C (including self-temperature rise)
- Quantity: 3000 pcs

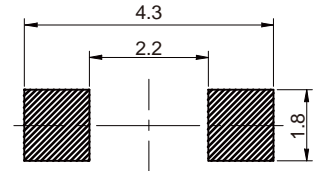
APPLICATION

- Power line filter for body controls, and car multimedia etc.

Dimensions: [mm]



Land Pattern: [mm]



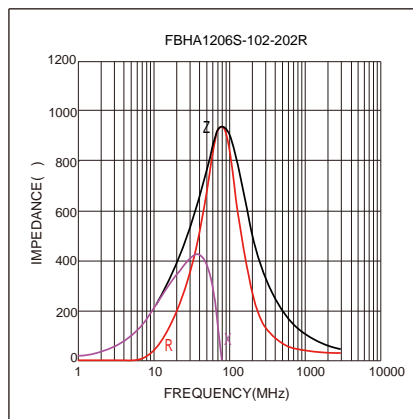
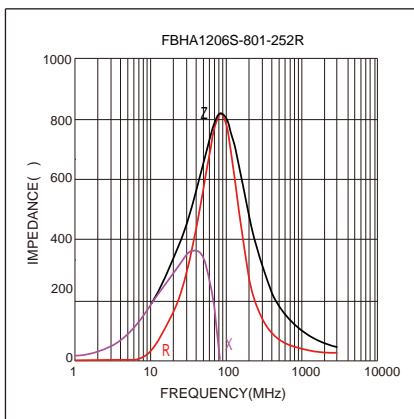
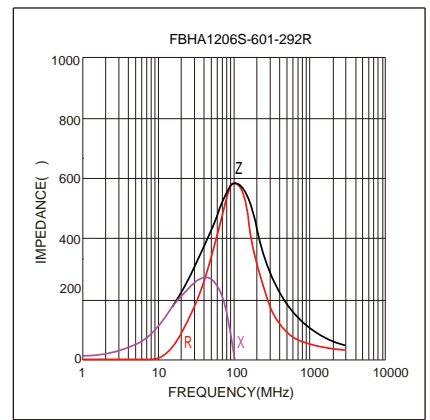
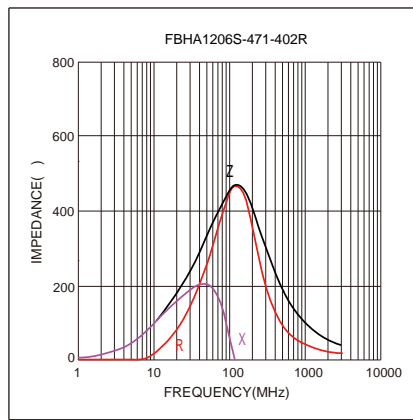
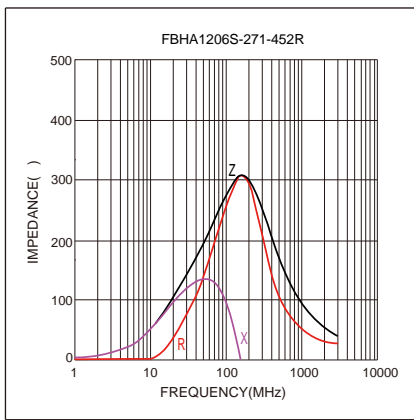
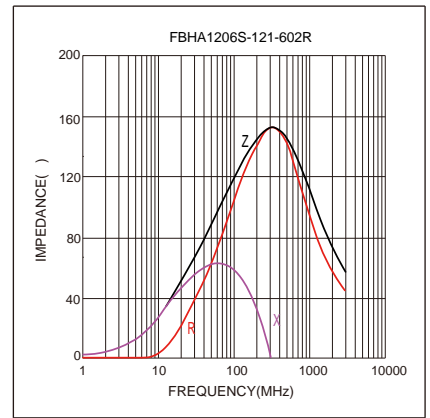
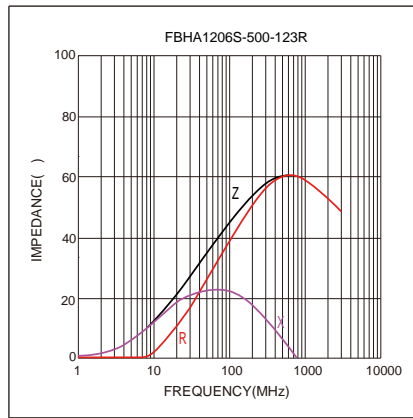
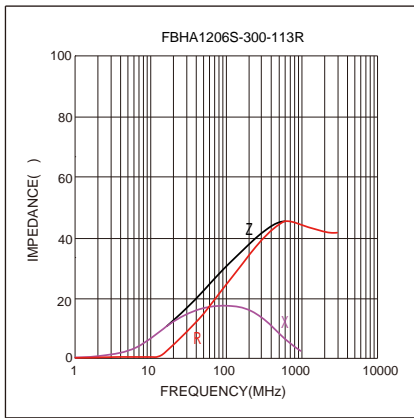
Electrical Properties:

Part No	Impedance @ 100MHz (Ω)	Tolerance	DC Resistance Max. (Ω)	Temperature Rise Current Max. (mA)
		0%		
		0%		
		0%		
		0%		
		0%		
		0%		
		0%		
		0%		

Temperature Rise Current: The actual value of DC current when the temperature rise is $\Delta T=40^{\circ}\text{C}$



Typical Electrical Characteristics:





Soldering Reflow:

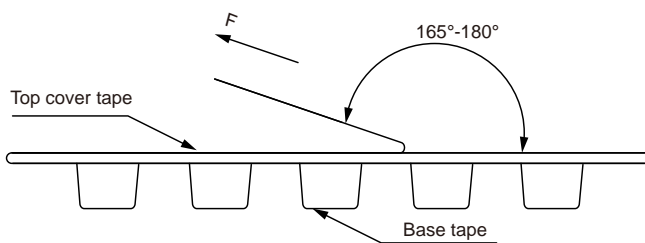
Packaging Information:

Tape Dimension :



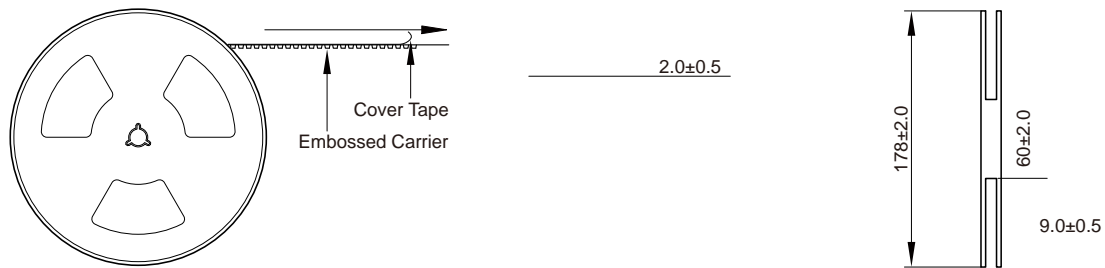
Series	A0 (mm)	B0 (mm)	D (mm)	P0 (mm)	P1 (mm)	W (mm)	K0 (mm)	E (mm)	T (mm)
FBHA1206S	1.75± 0.1	3.35± 0.1	1.5± 0.1	4.0± 0.1	4.0± 0.1	8.0± 0.3	1.25± 0.1	1.75± 0.1	0.23± 0.05

Peel force of top cover tape:



The peel force of top cover tape shall be between 0.14 to 0.58 N

Reel Dimension: [mm]



Cautions and Warnings:

Storage Conditions:

- The storage period is within 12 months after the completion of production. Be sure to follow the storage conditions (temperature: -5 to 35°C , humidity: 75% RH Max). If the storage period elapses, the soldering of the terminal electrodes may deteriorate. The warranty period is one year.
- Product should not be exposed to environment with high temperature, high humidity, dust, corrosive gas and etc.
- Products should be handled with care to avoid damage or contamination from perspiration and skin oils.
- Please always handle products carefully to prevent any damage caused by dropping down or inappropriate removing.

Operation Instructions:

- Self heating (temperature increase) occurs when the power is turned ON, so the tolerance should be sufficient for the set thermal design.
- Before soldering, be sure to preheat components. The preheating temperature should be set so that the temperature difference between the solder temperature and chip temperature does not exceed 150°C .
-
-