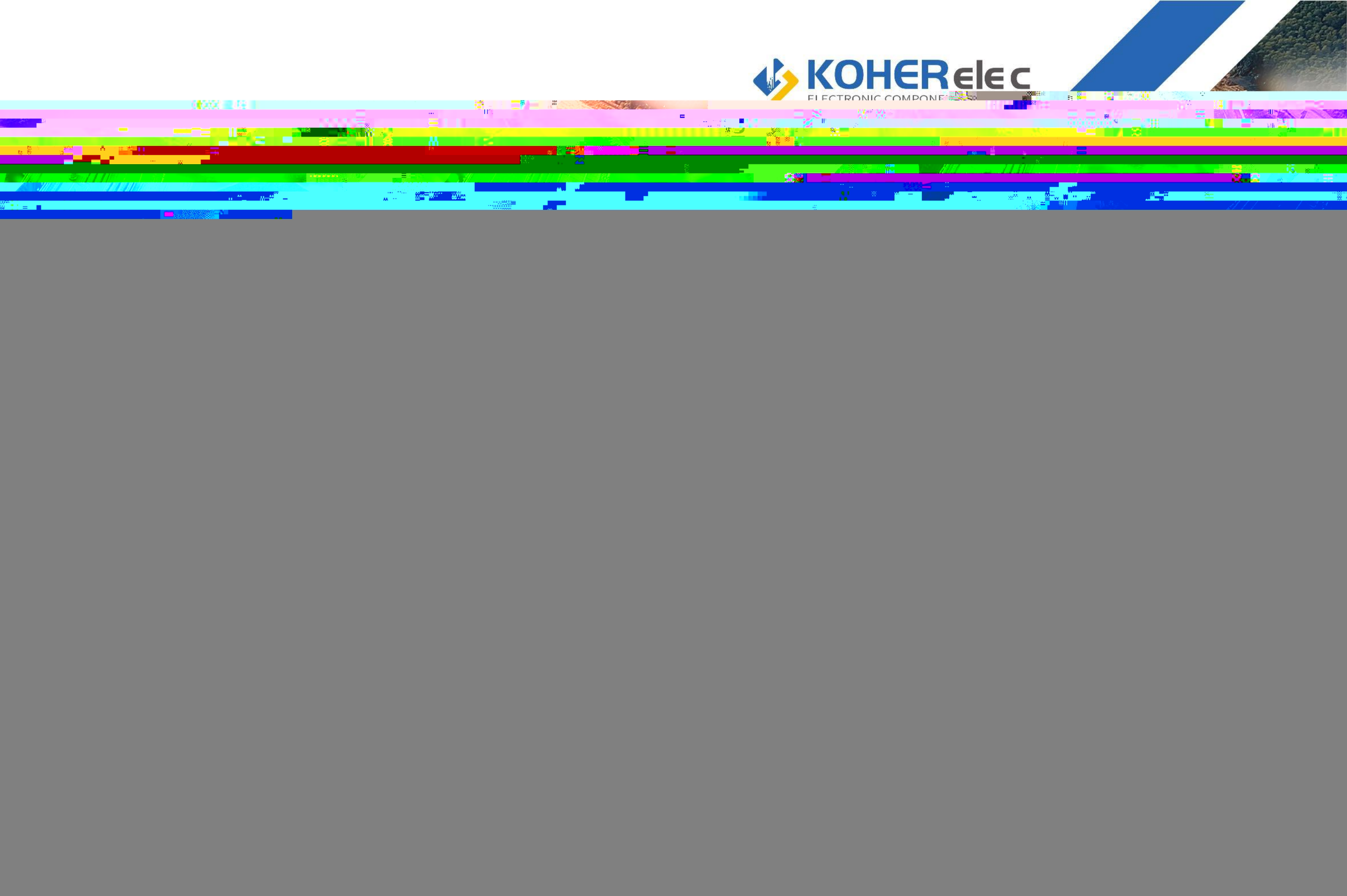
KOHERelec
ELECTRONIC COMPONE

连 接 数 字 世 界 与 现 实 世 界

Connecting digital world and reality

BUSINESS

COMPANY HISTORY

KOHER Electronic

4546 BATES DRIVE, YORBLINDA CA 92886 USA F9, No.4188, Huaning RD, Minhang District, Shanghai +8

21-34

KOHER Electronic

KOHER Electronic

4546 BATES DRIVE, YORBLINDA CA 92886 USA F9, No.4188, Huaning RD, Minhang District, Shanghai +86-21-34753361, Contact@kohergroup.com

KOHER Electronic

4546 BATES DRIVE, YORBLINDA CA 92886 USA F9, No.4188, Huaning RD, Minhang District, Shanghai +86-21-34753361

Electronic Components for Automotive

KOHERelec

KOHER Electronic

4546 BATES DR

FBA Series
Chip Ferrite [redacted]
0805 Size

Dimensions: [mm]

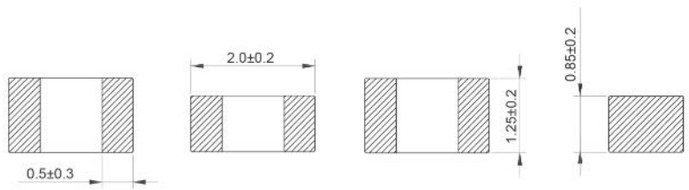

Land Pattern: [mm]

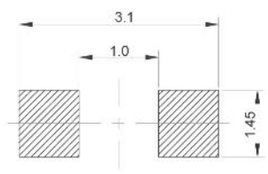

Electrical Properties

Part No	Impedance @ 100MHz (Ω)	Tolerance	DC Resistance Max. (Ω)	Temperature Rise Current Max. (mA)
FBA0805-070-601R	7	±25%	0.10	600
FBA0805-110-901R	11	±25%	0.10	900
FBA0805-170-601R	17	±25%	0.10	600
FBA0805-260-601R	26	±25%	0.10	600
FBA0805-300-601R	30	±25%	0.10	600
FBA0805-400-601R	40	±25%	0.10	600
FBA0805-600-901R	60	±25%	0.10	900
FBA0805-121-801R	120	±25%	0.20	800
FBA0805-151-801R	150	±25%	0.20	800
FBA0805-221-751R	220	±25%	0.30	750
FBA0805-301-701R	300	±25%	0.30	700
FBA0805-471-701R	470	±25%	0.35	700
FBA0805-601-501R	600	±25%	0.40	500
FBA0805-102-401R	1000	±25%	0.45	400
FBA0805-102-501R	1000	±25%	0.35	500
FBA0805-152-351R	1500	±25%	0.50	350
FBA0805-202-251R	2000	±25%	0.60	250

I_R refering to 20K self-heating above ambient temperature

Typical Electrical Characteristics

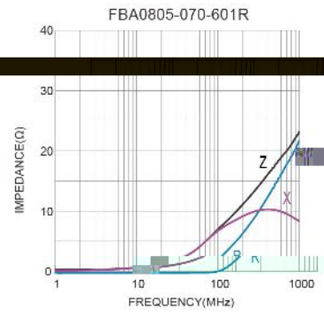

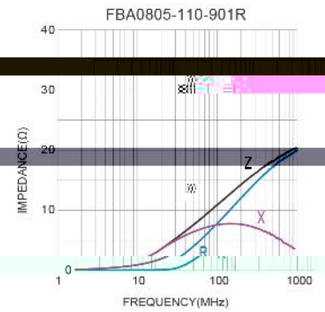

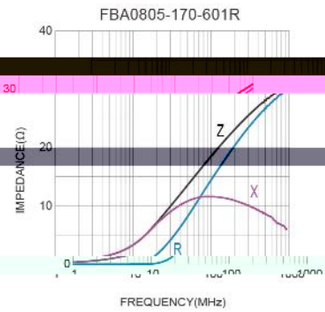

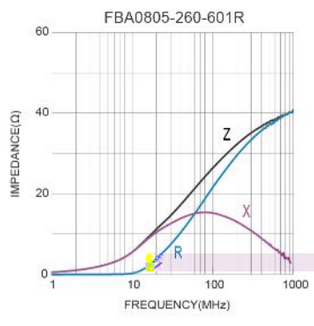

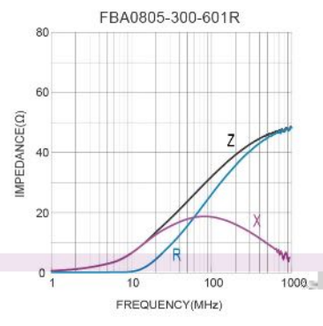

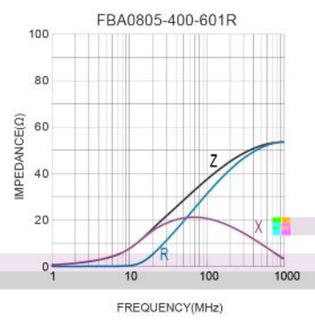

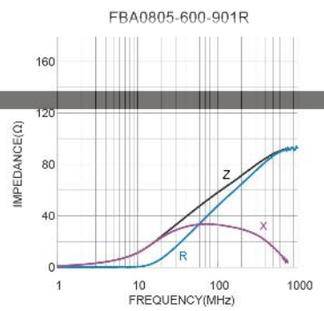

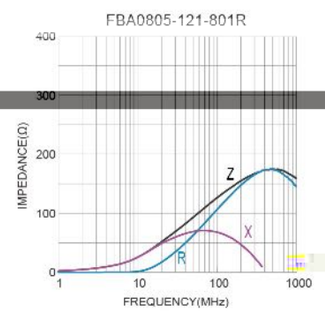

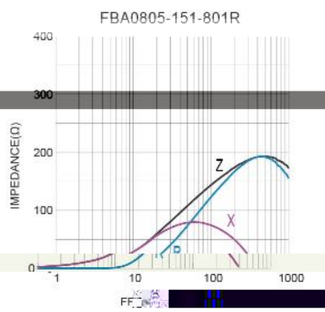

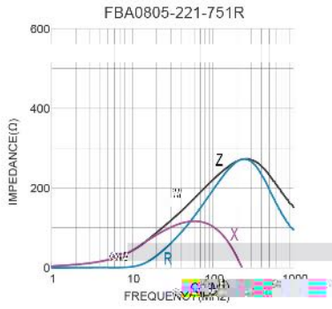

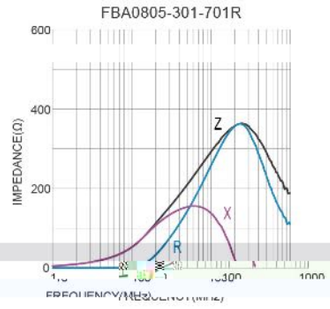

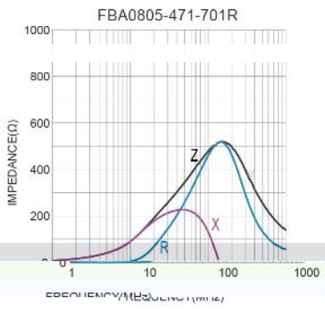

Typical Electrical Characteristics

FBA0805-601-501R	FBA0805-102-401R	FBA0805-102-[illegible]

KOHER Electronic
4546 BATES DRIVE, YORBLINDA CA 92886 USA F9, No.4188, Huaning RD, Minhang District, Shanghai +86-21-34753361

Electronic Components for Automotive

KOHERelec

Typical Electrical Character

KOHEP Electronic
4546 BATES DRIVE YORBA LINDA CA 92886 USA

FBHA Series
Chip Ferrite Bead High Current Type
0805 Size

Dimensions: [mm]

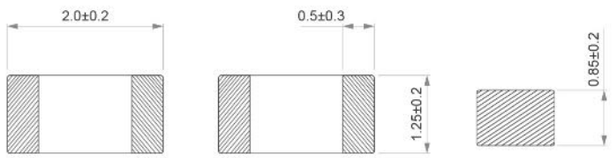

Land Pattern: [mm]

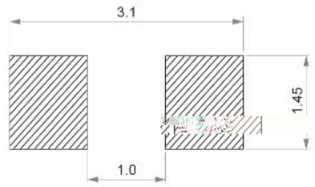

Electrical Properties

Part No	Impedance @ 100MHz (Ω)	Tolerance	DC Resistance (Ω)	Temperature Rise Current (mA)
FBHA0805-220-602R	22	±25%	0.01	6000
FBHA0805-300-302R	30	±25%	0.04	3000
FBHA0805-300-602R	30	±25%	0.01	6000
FBHA0805-800-302R	80	±25%	0.04	3000
FBHA0805-101-102R	100	±25%	0.15	1000
FBHA0805-101-502R	100	±25%	0.02	5000
FBHA0805-121-202R	120	±25%	0.10	2000
FBHA0805-151-202R	150	±25%	0.10	2000
FBHA0805-221-202R	220	±25%	0.10	2000
FBHA0805-221-302R	220	±25%	0.04	3000
FBHA0805-301-102R	300	±25%	0.20	1000
FBHA0805-331-252R	330	±25%	0.05	2500
FBHA0805-471-102R	470	±25%	0.20	1000
FBHA0805-601-102R	600	±25%	0.20	1000
FBHA0805-601-202R	600	±25%	0.10	2000
FBHA0805-102-102R	1000	±25%	0.20	1000
FBHA0805-102-152R	1000	±25%	0.15	1500

Temperature Rise Current: The actual value of DC current when the temperature rise is △T=40°C

Typical Electrical Characteristics

FBHA0805-220-602R

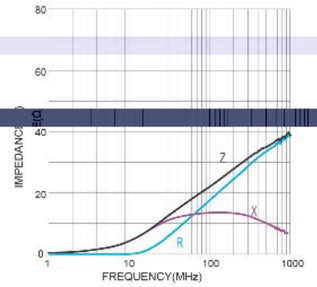

FBHA0805-300-302R

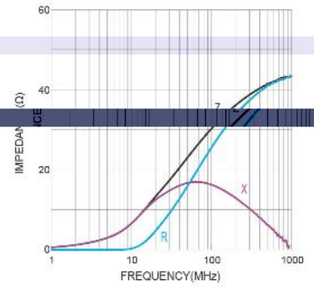

FBHA0805-300-602R

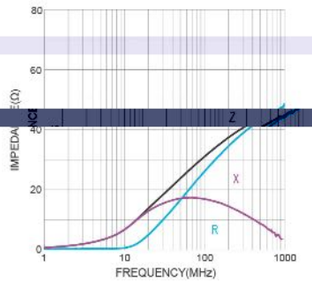

FBHA0805-800-302R

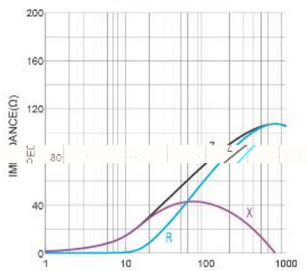

FBHA0805-101-102R

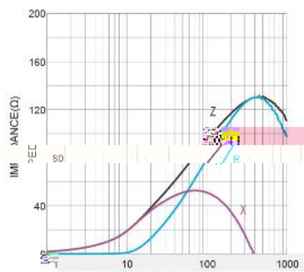

FBHA0805-101-502R

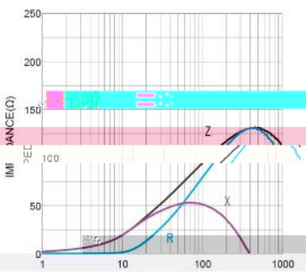

FBHA0805-121-202R

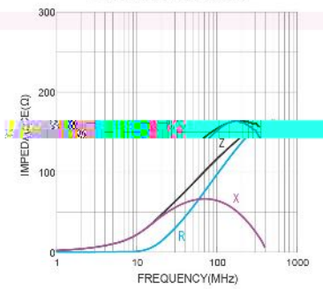

FBHA0805-151-202R

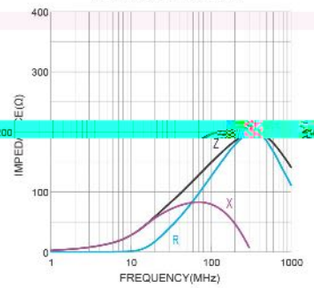

FBHA0805-221-202R

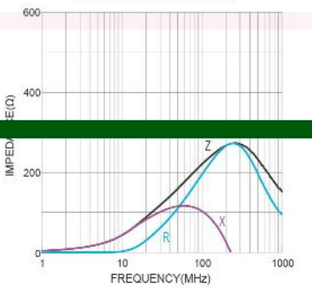

FBHA0805-221-302R

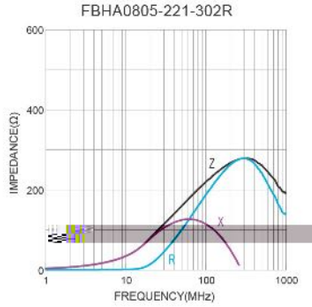

FBHA0805-301-102R

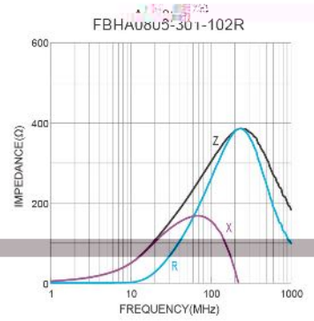

FBHA0805-331-252R

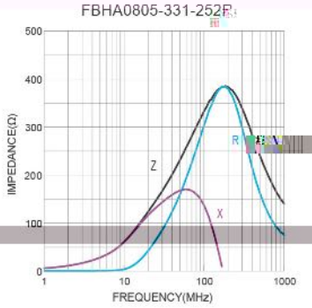

KOHER Electronic
4546 BATES DRIVE, YORBLINDA CA 92886 USA
+86-21-34753361
Electronic Components for Automotive
KOHERelec
Typical Electrical Charac
FBHA0805-471-102R
FBHA0805-601-102R
FBHA0805-601-202R
BHA Series
Type
Chip Ferrite Bead High Current

Typical Electrical Characteristics

FBHA1206-300-302R	FBHA1206-330-602R	FBHA1206-500-302R

KOHER Electronic

4546 BATES DRIVE, YORBLINDA CA 92886 USA F9, No.4188, Huaning RD, Minhang District, Shanghai +86-21-34753361

ACMA Series

Common Mode Filters For Automotive Signal Line

3225 Size

Typical Electrical Characteristics

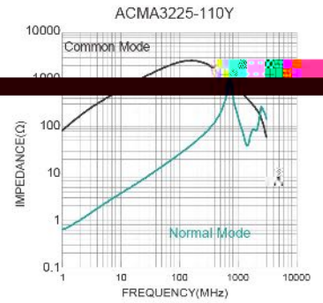

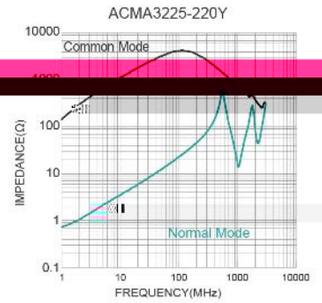

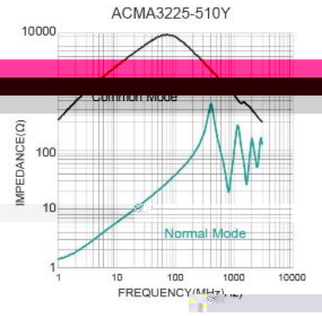

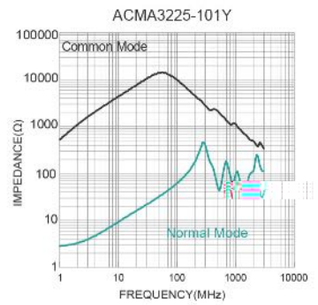

Dimensions: [mm]

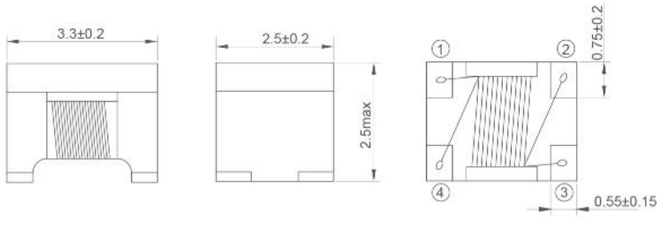

Land Pattern: [mm]

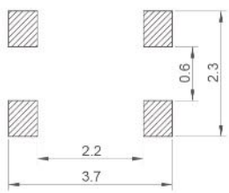

Schematic

Electrical Properties

Part No	Z @ 10 MHz		L @ 100 kHz/0.1V		I_R	R_{DC}	V	IR
	Min. (Ω)	Typ. (Ω)	(μH)		(mA)	(Ω)	(Vdc)	(MΩ)
ACMA3225-110Y	300	550	11	+50/-30%	300	0.4	80	10
ACMA3225-220Y	500	1100	22	+50/-30%	250	0.5	80	10
ACMA3225-510Y	1000	2600	51	+50/-30%	200	0.7	80	10
ACMA3225-101Y	2200	5100	100	+50/-30%	150	1.5	80	10

I_R efering to 20K self-heating above ambient temperature

ACMA Series

Common Mode Filters For Automotive Signal Line

4532 Size

Dimensions: [mm]

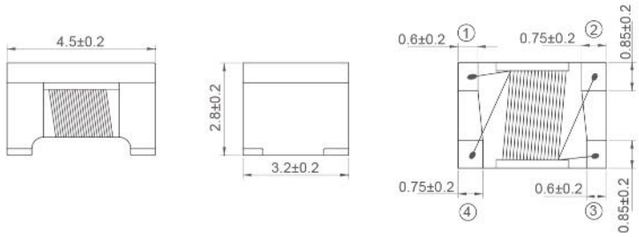

Land Pattern: [mm]

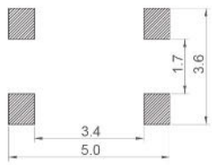

Schematic

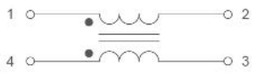

Electrical Properties

Part No	Z @ 10 MHz		L @ 100kHz/0.1V	Tol.	I_R Max.	R_{DC} Max.	V_{DC} (Volts)	IR
	Min. (Ω)	Typ. (Ω)	(μH)		(mA)	(Ω)		(MΩ)
ACMA4532-110Y	300	600	11	+50%/-30%	360	0.6	50	10
ACMA4532-220Y	500	1200	22	+50%/-30%	310	1.0	50	10
ACMA4532-510Y	1000	2800	51	+50%/-30%	230	1.0	50	10
ACMA4532-101Y	2000	5800	100	+50%/-30%	200	2.0	50	10

Temperature Rise Current: The actual value of DC current when the temperature rise is △T=20°C

Typical Electrical Characteristics

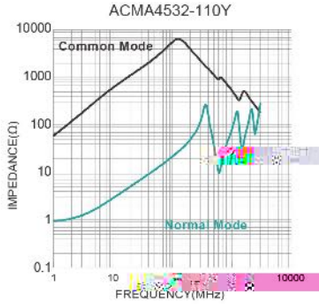

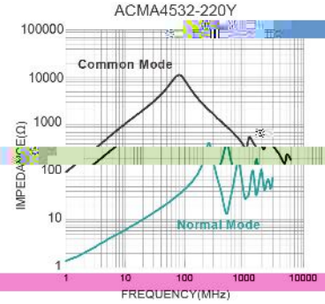

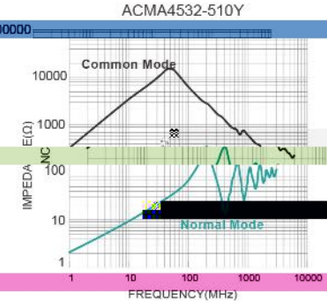

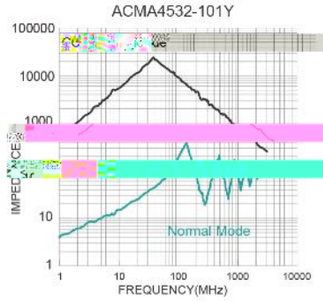

ACMA 信号线 共模 Common Mode Choke for Data Line

KOHER Electronic
4546 BATES DRIVE, YORBLINDA CA

KOHER Electronic

4546 BATES DRIVE, YORBLINDA CA 92886 USA F9, No.4188, Huaning RD, Minhang District, Shanghai +86-21-34753361

Electronic Components for Automotive

KOHERelec



BCMA Series

Common Mode

BCMA Series

Common Mode Filters For Automotive Signal Line

2012 Size

Dimensions: [mm]

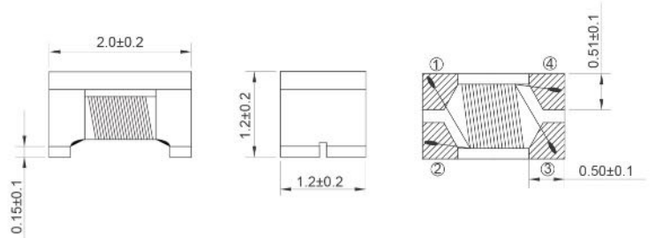

Land Pattern [mm]

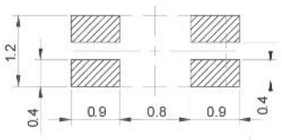

Schematic

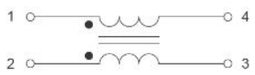

Electrical Properties

Part No	Impedance @ 100MHz (Ω)	Tolerance	Temperature Rise Current Max. (mA)	DC Resistance Max. (Ω)	Rated voltage Max. (Volts)	Insulation Resistance Min. (MΩ)
BCMA2012-670N	67	±25%	400	0.25	50	10
BCMA2012-900N	90	±25%	400	0.30	50	10
BCMA2012-121N	120	±25%	400	0.30	50	10
BCMA2012-161N	160	±25%	350	0.35	50	10
BCMA2012-181N	180	±25%	350	0.35	50	10
BCMA2012-201N	200	±25%	300	0.40	50	10
BCMA2012-221N	220	±25%	300	0.40	50	10
BCMA2012-261N	260	±25%	300	0.40	50	10
BCMA2012-361N	360	±25%	300	0.50	50	10
BCMA2012-102N	1000	±25%	100	1.30	50	10

Temperature Rise Current: The actual value of DC current when the temperature rise is △T=20°C

Typical Electrical Characteristics

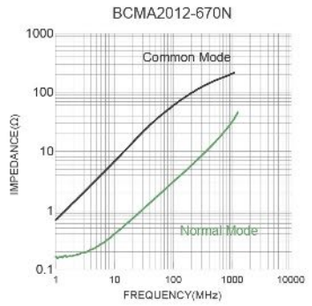

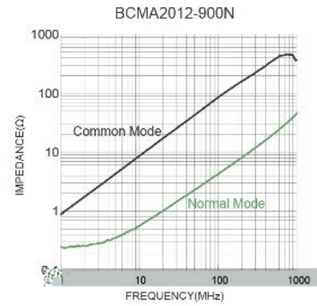

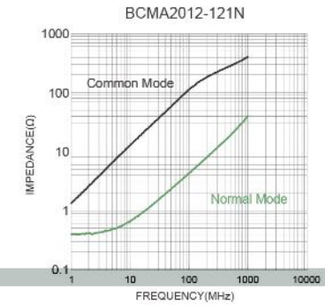

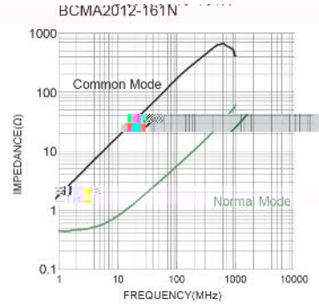

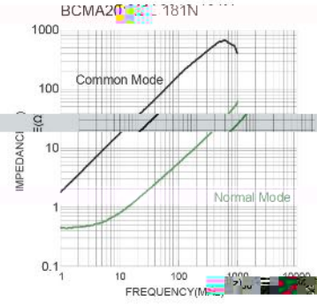

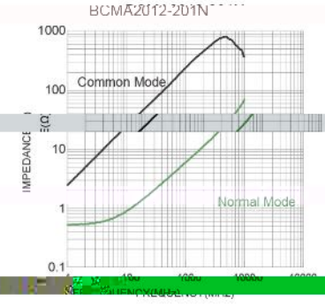

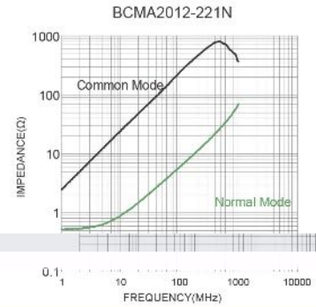

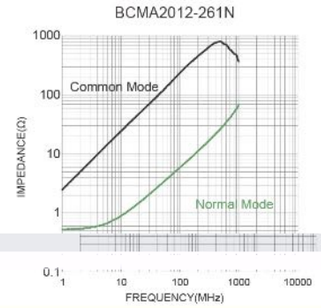

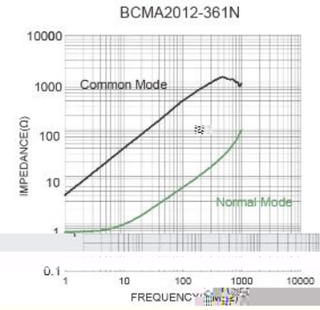

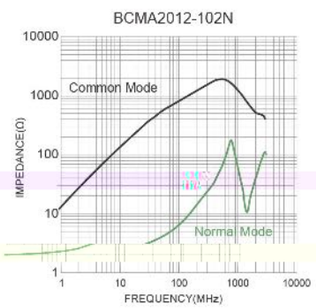

BCMA Series

Common Mode Filters For Automotive Signal Line

3216 Size

Dimensions: [mm]

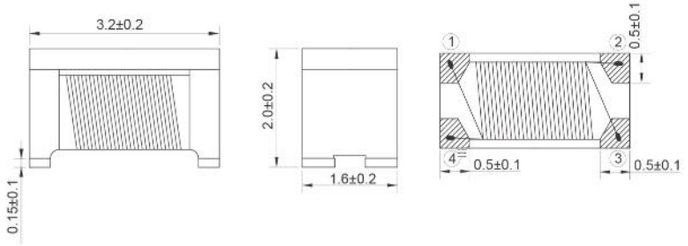

Land Pattern: [mm]

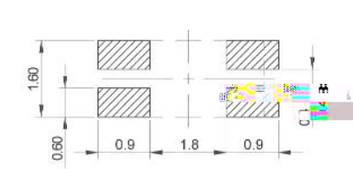

Typical Electrical Characteristics

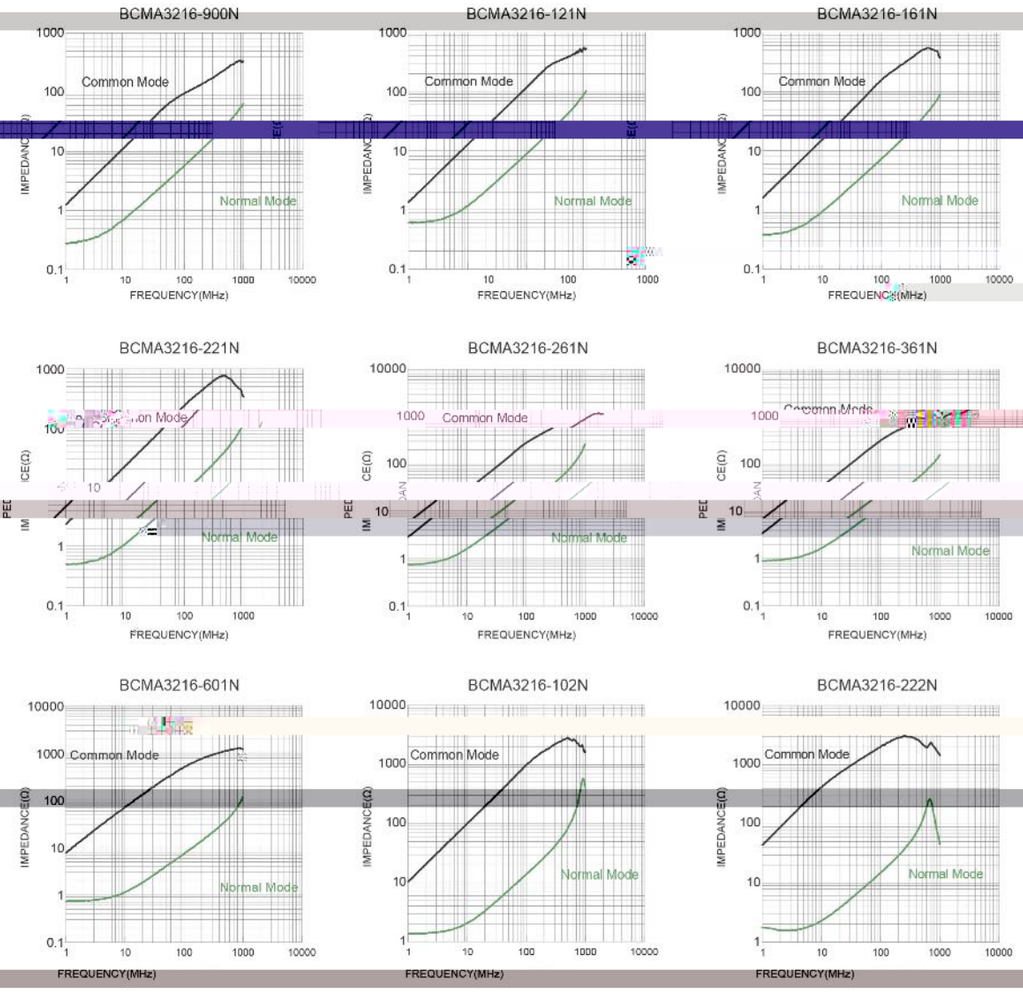

Electrical Properties

Part No	Impedance @ 100MHz (Ω)	Temperature Rise Current Max. (mA)	DC Resistance Max. (Ω)	Rated Voltage Max. (Volts)	Insulation Resistance Min. (MΩ)
BCMA3216-900N	90	400	0.30	50	10
BCMA3216-121N	120	350	0.30	50	10
BCMA3216-161N	160	350	0.40	50	10
BCMA3216-221N	220	300	0.45	50	10
BCMA3216-261N	260	300	0.50	50	10
BCMA3216-361N	360	300	0.60	50	10
BCMA3216-601N	600	300	0.80	50	10
BCMA3216-102N	1000	200	1.00	50	10
BCMA3216-222N	2200	200	1.20	50	10

Temperature Rise Current: The actual value of DC current when the temperature rise is △T=20°C

BCMA Series

Common Mode Filters For Automotive Signal Line

3225 Size

Dimensions: [mm]

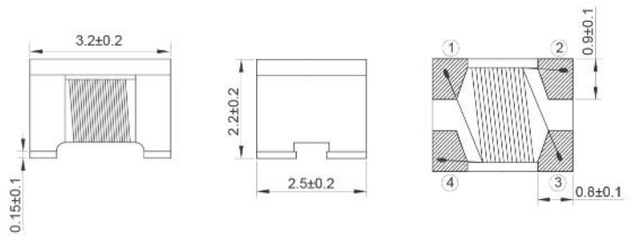

Land Pattern: [mm]

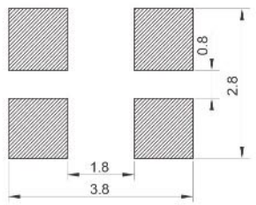

Electrical Properties

Part No	Impedance @ 100MHz (Ω)	Temperature Rise Current Max. (mA)	DC Resistance Max. (Ω)	Rated voltage Max. (Volts)	Insulation Resistance Min. (MΩ)
BCMA3225-900N	90	1000	0.05	50	10
BCMA3225-601N	600	1000	0.20	50	10
BCMA3225-102N	1000	400	0.30	50	10

Temperature Rise Current: The actual value of DC current when the temperature rise is △T=20°C

Typical Electrical Characteristics

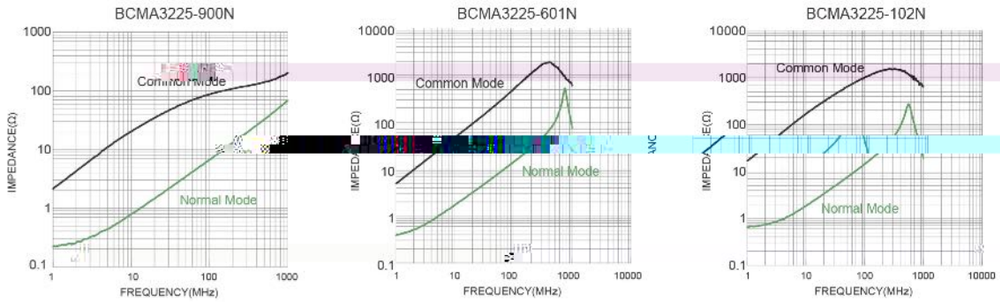

BCMA Series

Common Mode Filters For Automotive Signal Line

4532 Size

Dimensions: [mm]

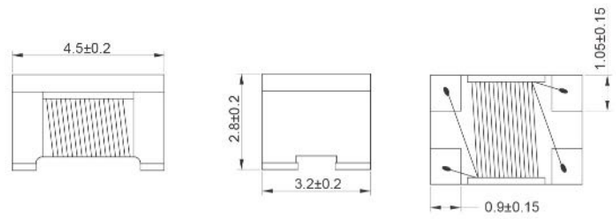

Land Pattern: [mm]

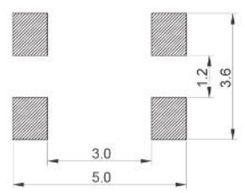

Electrical Properties

Part No	Impedance @ 100MHz Min. (Ω)	Impedance @ 100MHz Typ. (Ω)	Temperature Rise Current Max. (mA)	DC Resistance Max. (Ω)	Rated voltage Max. (Volts)	Insulation Resistance Min. (MΩ)
BCMA4532-900N	68	90	4000	0.05	50	10
BCMA4532-231N	173	230	3500	0.05	50	10
BCMA4532-601N	450	600	2500	0.06	50	10

Temperature Rise Current: The actual value of DC current when the temperature rise is △T=20°C

Typical Electrical Characteristics

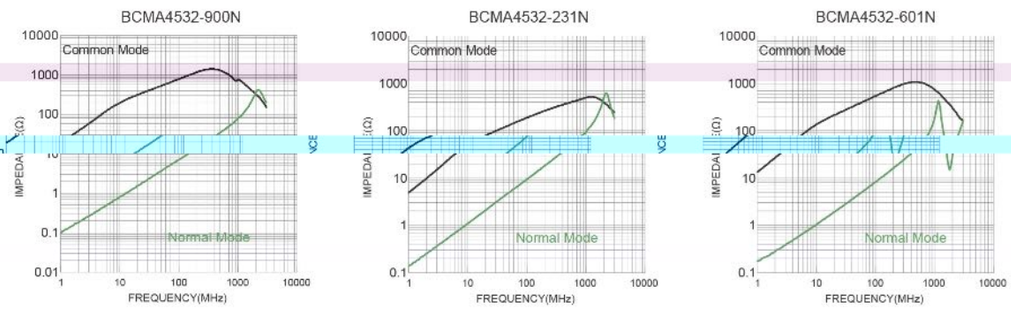

BCMA Series

Common Mode Filters For Automotive Signal Line/Power Line

5020 Size

Dimensions: [mm]

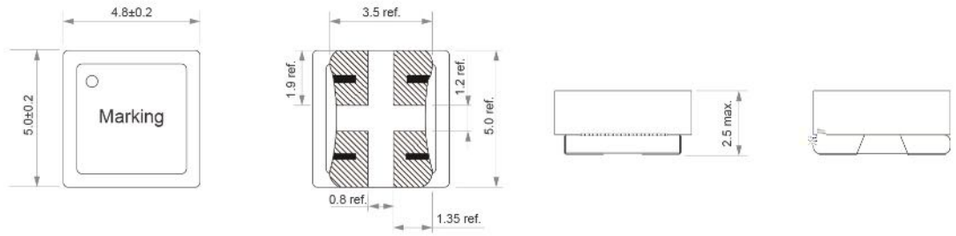

Schematic

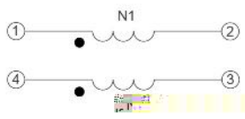

Land Pattern: [mm]

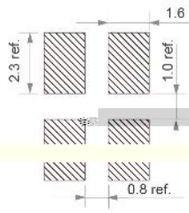

Typical Electrical Characteristics

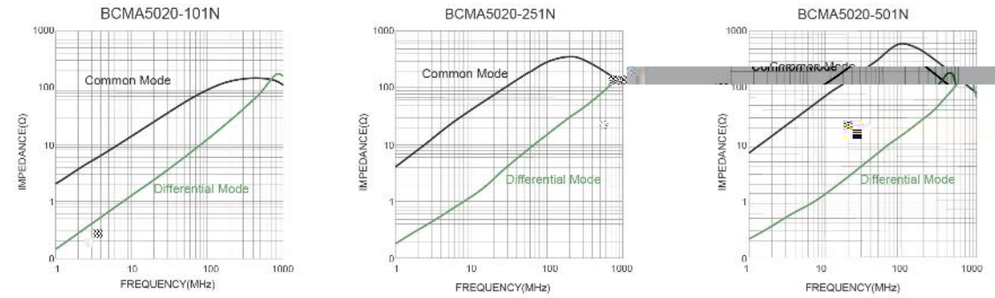

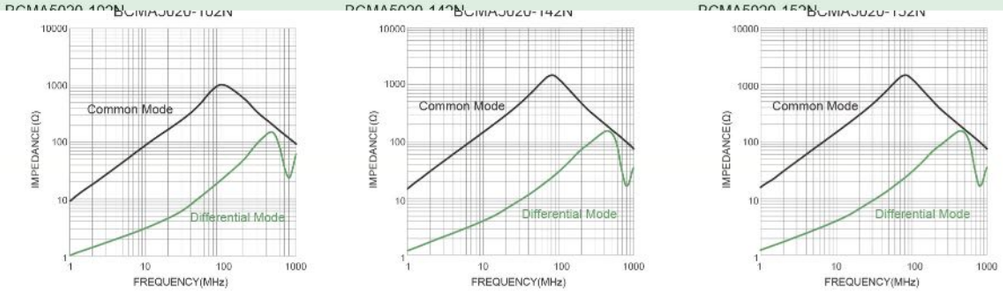

Electrical Properties

Part No	Impedance @100MHz Typ. (Ω)	Temperature Rise Current Max. (A)	DC Resistance Max. (mΩ)	Rated Voltage Max. (Volts)	Insulation Resistance Min. (MΩ)
BCMA5020-101N	100	6.0	15	50	10
BCMA5020-251N	250	5.0	20	50	10
BCMA5020-501N	500	4.0	27	50	10
BCMA5020-102N	1000	2.0	34	50	10
BCMA5020-142N	1400	1.5	56	50	10
BCMA5020-152N	1500	1.5	56	50	10

Temperature Rise Current: The actual value of DC current when the temperature rise is △T=40°C

BCMA Series

Common Mode Filters For Automotive Power Line

7060 Size

Dimensions: [mm]

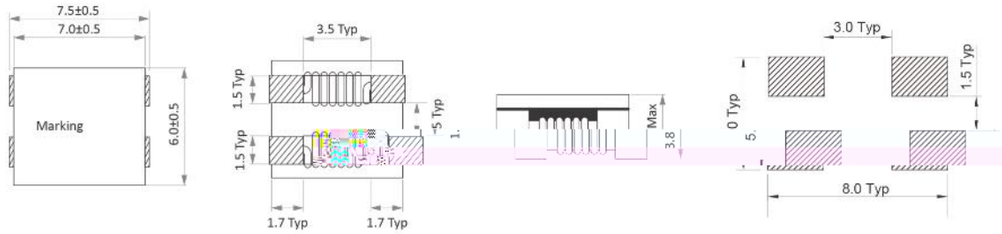

Land Pattern: [mm]

Typical Electrical Characteristics

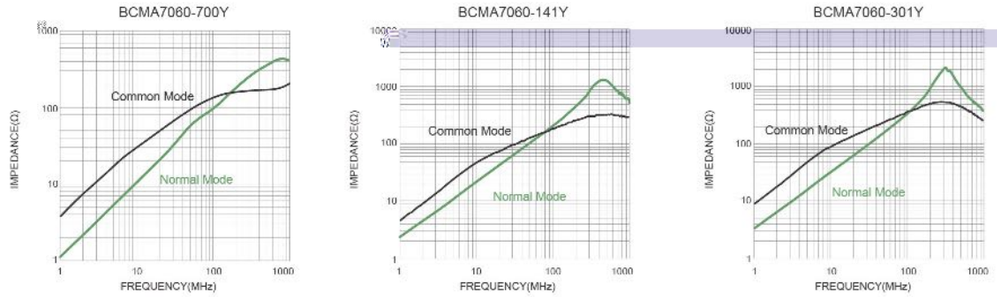

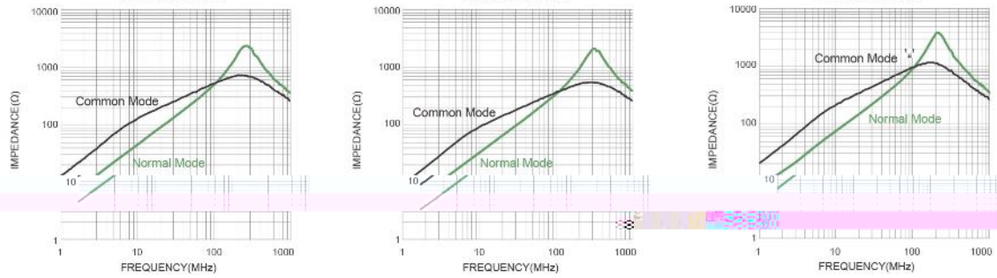

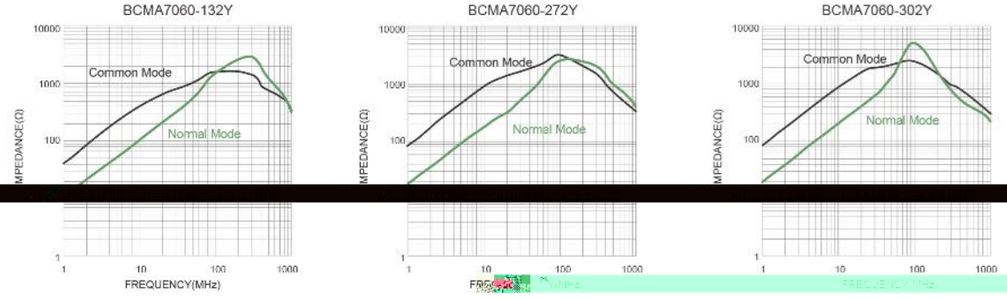

Electrical Properties

Part No	Impedance @ 100MHz Min. (Ω)	Impedance @ 100MHz Typ. (Ω)	Temperature Rise Current Max. (A)	DC Resistance Max. (mΩ)	Rated voltage Max. (Volts)	Insulation Min. (MΩ)
BCMA7060-700Y	40	70	15	5	80	10
BCMA7060-141Y	100	140	9.0	10	80	10
BCMA7060-301Y	225	300	5.0	10	80	10
BCMA7060-501Y	400	500	5.0	10	80	10
BCMA7060-701Y	500	700	4.0	15	80	10
BCMA7060-102Y	800	1000	3.0	17	80	10
BCMA7060-132Y	910	1300	3.0	20	80	10
BCMA7060-272Y	2000	2700	1.0	63	80	10
BCMA7060-302Y	2500	3000	0.9	75	80	10

Temperature Rise Current: The actual value of DC current when the temperature rise is △T=40°C

BCMA Series

Common Mode Filters For Automotive Power Line

9070 Size

Dimensions: [mm]

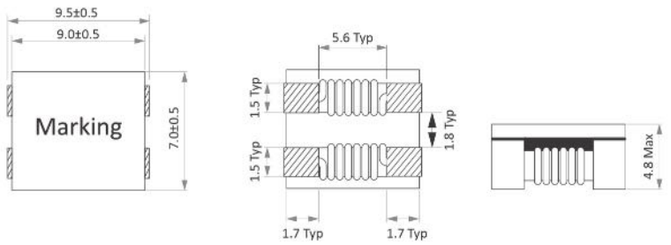

Land Pattern [mm]

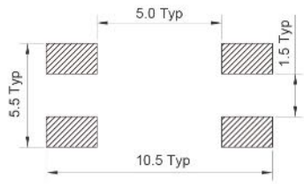

Electrical Properties

Part No	Impedance Min. (Ω)	Impedance Typ. (Ω)	Test Frequency @0.1V	Temperature Rise Current Max. (A)	DC Resistance Max. (mΩ)	Rated voltage Max. (Volts)	Insulation Resistance Min. (MΩ)
BCMA9070-301Y	225	300	100MHz	6.0	6	80	10
BCMA9070-501Y	450	500	100MHz	5.5	8	80	10
BCMA9070-701Y	500	700	100MHz	5.0	10	80	10
BCMA9070-102Y	750	1000	100MHz	4.0	13	80	10
BCMA9070-152Y	1000	1500	100MHz	4.5	15	80	10
BCMA9070-222Y	1700	2200	20~50MHz	3.0	50	80	10
BCMA9070-272Y	2000	2700	20~50MHz	3.5	32	80	10
BCMA9070-302Y	2500	3000	20~50MHz	1.9	85	80	10
BCMA9070-402Y	3300	4000	20~50MHz	1.8	120	80	10

Temperature Rise Current: The actual value of DC current when the temperature rise is △T=40°C

Typical Electrical Characteristics

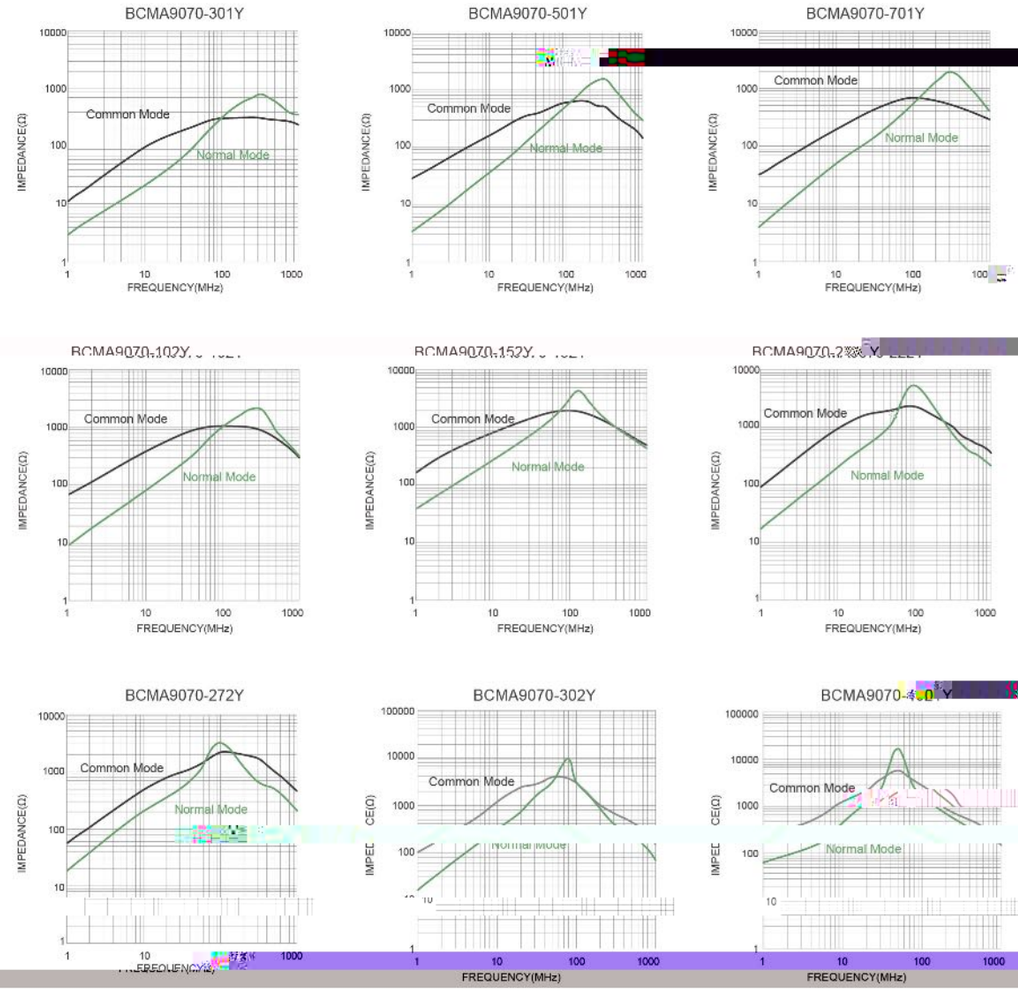

BCMA Series

SMD Common Mode Line Filter

9250 Size

Part No	Inductance (μH)	Tolerance	Temperature Rise Current Max. (A)	DC Resistance Max. (Ω)	Rated Voltage (Volts)	Insulation Voltage (Vac)	Test Conditions
BCMA9250-202Y	2000	±50%	0.60	0.42	80	500	100KHz/5mV
BCMA9250-[illegible]	6500	±50%	0.40	0.85	80	500	10KHz/50mV
BCMA9250-103Y	10000	±50%	0.35	1.20	80	500	10KHz/50mV
BCMA9250-203Y	20000	±50%	0.20	2.60	80	500	10KHz/50mV

Dimensions: [mm]

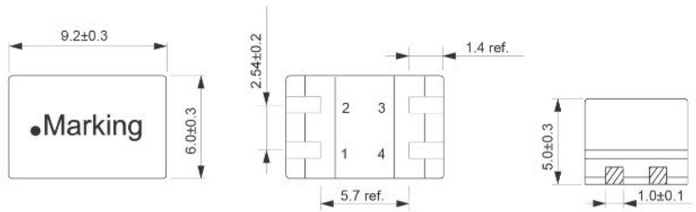

Land Pattern: [mm]

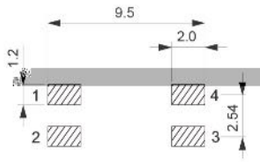

Schematic

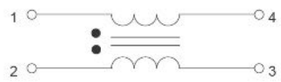

Electrical Properties

Part No	Inductance (μH)	Tolerance	Temperature Rise Current Max. (A)	DC Resistance Max. (Ω)	Rated Voltage (Volts)	Insulation Voltage (Vac)	Test Conditions
BCMA9250-100N	10	±30%	1.6	0.08	80	500	1KHz/0.1V
BCMA9250-S100N	10	±30%	1.6	0.08	80	500	1KHz/0.1V
BCMA9250-250N	25	±30%	1.0	0.12	80	500	1KHz/0.1V
BCMA9250-S250N	25	±30%	1.0	0.12	80	500	1KHz/0.1V
BCMA9250-400N	40	±30%	0.9	0.25	80	500	1KHz/0.1V
BCMA9250-S400N	40	±30%	0.9	0.25	80	500	1KHz/0.1V
BCMA9250-510N	51	±30%	1.0	0.16	80	500	1KHz/0.1V
BCMA9250-S510N	51	±30%	1.0	0.16	80	500	1KHz/0.1V
BCMA9250-251Y	250	±50%	1.2	0.13	80	500	100KHz/5mV
BCMA9250-501Y	500	±50%	1.0	0.15	80	500	100KHz/5mV
BCMA9250-102Y	1000	±50%	0.8	0.207	80	500	100KHz/5mV

Typical Electrical Characteristics



Typical Electrical Characteristics

BCMA9250-501Y

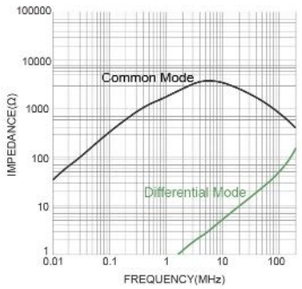

BCMA9250-102Y

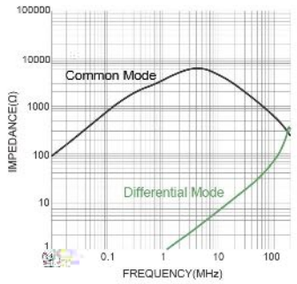

BCMA9250-202Y

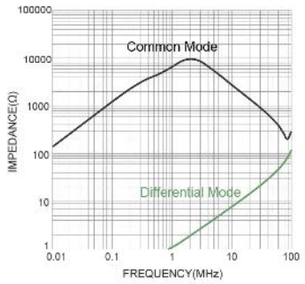

BCMA9250-472Y

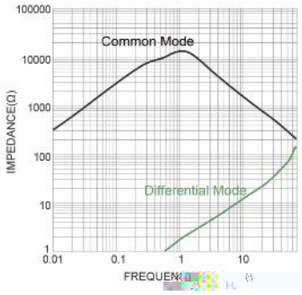

BCMA9250-652Y

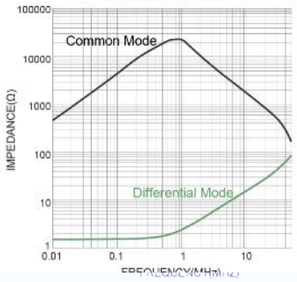

BCMA9250-103Y

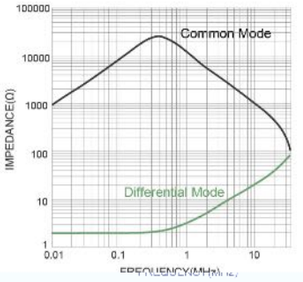

BCMA9250-203Y

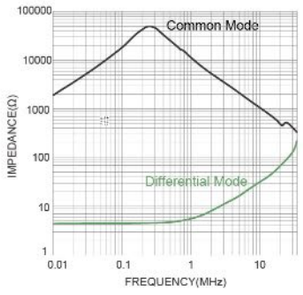

BCMA Series

Common Mode Filters For Automotive Signal Line

1009 Size

Dimensions: [mm]

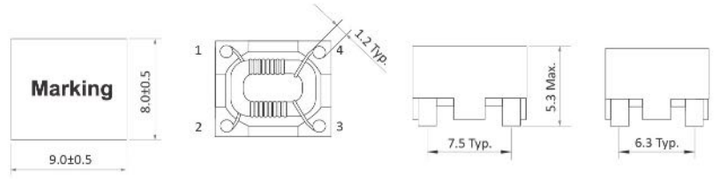

Land Pattern: [mm]

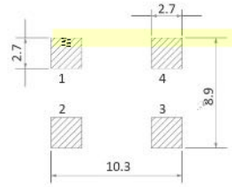

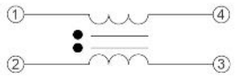

Electrical Properties

Part No	Inductance 100KHz/0.1V (μH)	Tolerance	Impedance Max. (Ω)	Temperature Rise Current Max. (A)	DC Resistance Max. (mΩ)	Frequency (MHz)
BCMA1009-050Y	5	±50%	500	5.00	10	108
BCMA1009-090Y	9	±50%	800	3.50	11	105
BCMA1009-110Y	11	±50%	1000	[illegible]	[illegible]	[illegible]
BCMA1009-300Y	30	±50%	2200	1.40	60	60
BCMA1009-500Y	50	±50%	3200	0.50	96	22
BCMA1009-121Y	120	±40%	460	2.50	30	40
BCMA1009-151Y	150	±40%	480	3.50	13	10
BCMA1009-221Y	220	±40%	780	2.20	32	18
BCMA1009-331Y	[illegible]	[illegible]	[illegible]	[illegible]	[illegible]	[illegible]
BCMA1009-471Y	470	±40%	1750	1.60	70	12
BCMA1009-102Y	1000	±40%	3600	0.95	180	6[illegible]
BCMA1009-222Y	2200	±40%	7500	0.75	300	4.0
BCMA1009-332Y	3300	±40%	8900	0.65	360	2.0
BCMA1009-392Y	3900	±40%	9600	0.52	540	2.0
BCMA1009-472Y	4700	±40%	13000	0.35	720	1.2

Typical Electrical Characteristics

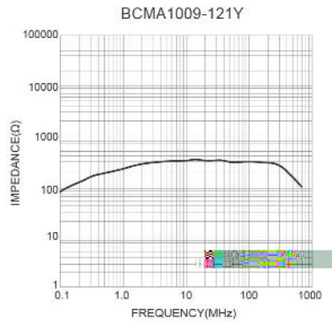

BCMA Series

Common Mode Filters For Automotive Power Line

1211 Size

Dimensions: [mm]

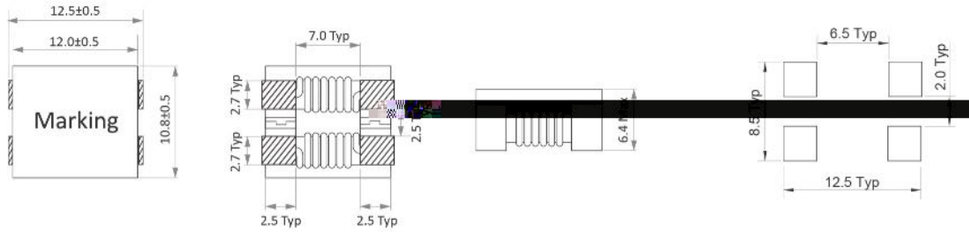

Land Pattern: [mm]

Electrical Properties

Part No	Impedance Max. (Ω)	Impedance Typ. (Ω)	Temperature Max. (A)	DC Max. (mΩ)	Rated Voltage (Volts)	Insulation Min. (MΩ)
BCMA1211-301Y	200	300	9.0	4.0	80	10
BCMA1211-501Y	300	500	8.0	5.5	80	10
BCMA1211-701Y	500	700	8.0	6.0	80	10
BCMA1211-102Y	750	1000	6.0	14	80	10
BCMA1211-172Y	1200	1700	4.8	12	80	10
BCMA1211-252Y	2200	2500	1.8	35	80	10
BCMA1211-272Y	2300	2700	1.5	50	80	10

KOHER Electronic
4546 BATES DRIVE, YORBLINDA CA 92886 USA F9, No.4188, Huaning RD, Minhang District, Shanghai +86-21-34753361

Typical Electrical Characteristics

BCMA1211-301Y

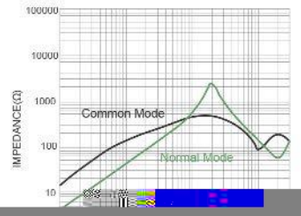

BCMA1211-501Y

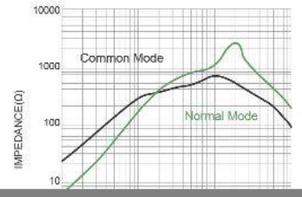

BCMA1211-701Y

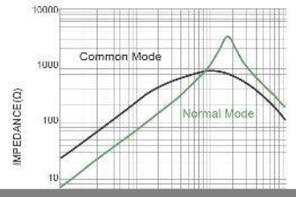

KOHER Electronic

4546 BATES DRIVE, YORBLINDA CA 92886 USA F9, No.1, 88, Huan

KOHER Electronic

4546 BATES DRIVE, YORBLINDA CA 92886 USA F9, No.1, 88, Huan

KOHER Electronic
4546 BATES DRIVE, YORBLINDA CA 92886 USA F9, No.4188, Huaning RD, Minhang District, Shanghai +86-21-34753361

KOHER Electronic

KOHER Electronic
4546 BATES DRIVE, YORBLINDA CA 92886 US

KOHER Electronic

KOHER Electronic

4546 BATES DRIVE, YORBLINDA CA 92886 USA F9, No.4188, Huaping RD, Minhang District, Shanghai +86-21

KOHER Electronic
4546 BATES DRIVE, YORBLINDA CA 92886 USA F9, No.4188, Huaping RD, Minhang District, Shanghai +86-21-34753361

Electronic Components for Automotive

KOHERelec

Typical Electrical Characteristics

TRSA Series

SMD Power Inductors For Automotive

Typical Electrical Characteristics

KOHER Electronic
4546 BATES DRIVE, YORBLINDA CA 92886 USA E9, No.4188, Huanjinnan Rd, Minhang Distr. Shanghai +86-21-34753361
Electronic Components for Automotive

KOHER Electronic
4546 BATES DRIVE, YORBA LINDA CA 92886 USA... E9, No.4188, Huaning Rd, Minhang District, S... Tel: +86-21-34758361

Electronic Components for Automotive

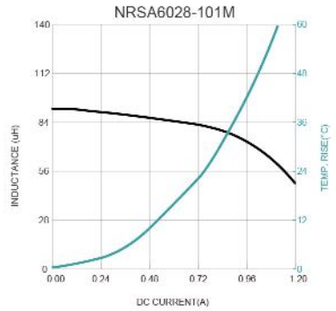

NRSA Series
SMD Power Inductors For Automotive
6045 Size

Dimensions: [mm]

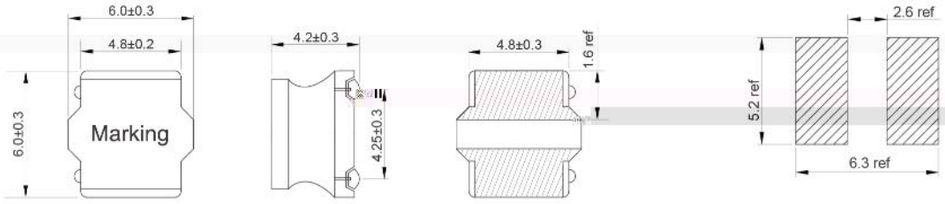

Land Pattern: [mm]

Electrical Properties

Part No	Inductance @100KHz/1V (μH)	Tolerance	Saturation Current Typ. (A)	Saturation Current Max. (A)	Temperature Rise Current Typ. (A)	Temperature Rise Current Max. (A)	DC Resistance ±20% (mΩ)
NRSA6045-R47M	0.47	±20%	17.00	16.00	8.60	8.00	6.8
NRSA6045-R82M	0.82	±20%	14.50	13.50	8.20	7.50	8.5
NRSA6045-1R0M	1.0	±20%	13.50	12.50	8.00	7.30	10.0
NRSA6045-1R2M	1.2	±20%	12.50	11.50	7.50	7.00	10.5
NRSA6045-1R3M	1.3	±20%	12.50	11.50	7.50	7.00	10.5
NRSA6045-1R5M	1.5	±20%	12.00	11.00	7.00	6.60	11.7
NRSA6045-1R8M	1.8	±20%	11.00	10.00	6.80	6.20	12.0
NRSA6045-2R0M	2	±20%	10.50	9.50	6.50	5.80	13.5
NRSA6045-2R2M	2.2	±20%	9.50	8.55	6.00	5.30	15.0
NRSA6045-2R3M	2.3	±20%	9.30	8.20	5.80	5.00	16.0
NRSA6045-3R0M	3.0	±20%	8.00	7.50	5.20	4.60	20.0
NRSA6045-3R3M	3.3	±20%	7.80	7.30	5.00	4.50	21.0
NRSA6045-3R6M	3.6	±20%	7.40	6.90	4.80	4.30	22.5
NRSA6045-4R7M	4.7	±20%	6.80	6.20	4.50	4.00	26.0
NRSA6045-5R6M	5.6	±20%	6.40	5.70	4.10	3.70	31.0
NRSA6045-6R3M	6.3	±20%	5.90	5.30	3.80	3.50	33.0
NRSA6045-6R8M	6.8	±20%	5.70	5.15	3.60	3.30	34.0

Temperature Rise Current will cause the coil temperature rise approximately △t40℃
Sacuration Current will cause Inductance to drop approximately 30% .

KOHER Electronic
4546 BATES DRIVE, YORBLINDA CA 92886 USA F9, No.4188, Huanli C... RD., Minhang Dr...

KOHER Electronic

4646 BATES DRIVE YORBA LINDA CA 92886 USA F9 No 4188 Huaqing RD Minhang District Shanghai +86-21-34253361

Electronic Components for Automotive

KOHER Electronic
4546 BATES DRIVE, YORBLINDA CA 92886 USA F9, No.4188, Huaning RD, Minhang District, Shanghai +86-21-34753361

KOHER Electronic
4546 BATES DRIVE, YORBLINDA CA 92886 USA F9, No.4188, Huaping RD, Minhang Dietrict, Shanghai +86-21-34253361

KOHERelec
Electronic Components for Automotive


KOHER Electron
Electronic Components for Automotive
KOHER Electronic
45-46 FAITES DRIVE, YORBA LINDA, CA 92886, USA
+86-21-34753361

KOHER Electronic

4546 BATES DRIVE, YORBLINDA CA 92886 USA F9, No.4188, Huaning RD, Minhang District, Shanghai +86-21-34753361

Electronic Components for Automotive

KOHERelec

KOHER Electronic
4546 BATES DRIVE, YORBLINDA CA 92886 USA F9, No.4188, Huaning RD, Minhang District, Shanghai +86-21-34753361

KOHER Electronic
4546 BATES DRIVE, YORBLINDA CA 92886 USA F9 No 4188 Huaping RD Minhang District Shanghai +86-21-34253361

KOHERelec
Electronic Components for Automotive

MDA705411T-1R5M
MDA/0541T-2R2M MDA/0541T-3R5M
Typical Electrical Characteristics

Inductance	Size	Temperature	Saturation	Saturation	DC Resistance	Pc

KOHER Electronic
4546 BATES DRIVE, YORBLINDA CA 92886 USA F9, No.4188, Huaning RD, Minhang District, Shanghai +86-21-34753361


MDA1350-680M
MDA
1.5±0.5
5.7±0.3

KOHER Electronic
4546 BATES DRIVE, YORBLINDA CA 92886 USA F9 No.4188, Huaning RD, Minhang District, Shanghai +86-21-34753361

Electronic Components for Automotive

KOHERelec

KOHER Electronic
4546 BATES DRIVE, YORBLINDA CA 92886 USA F9, No.4188, Huaning RD, Minhang District, Shanghai +86-21-34753361

KOHER Electronic
4546 BATES DRIVE, YORBLINDA CA 92886 USA F9, No.4188, Huaning RD, Minhang District, Shanghai +86-21-34753361

Typical Electrical Characteristics

MDTA Series

SMD Low Profile High Current Molded Inductor

20161A Size

Dimensions: [mm]

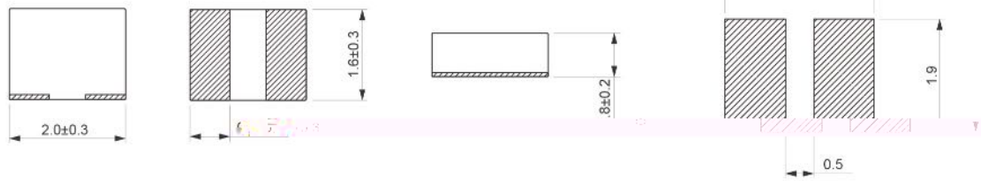

Land Pattern: [mm]

Electrical Properties

Part No	Inductance @100KHz/1V (μH)	Tolerance	Temperature Rise Current Typ. (A)	Temperature Rise Current Max. (A)	Saturation Current Typ. (A)	Saturation Current Max. (A)	DCDC Resistance Typ. (mΩ)	DCDC Resistance Max. (mΩ)
MDTA20161A-R10M	0.10	±20%	8.5	8.0	9.0	8.4	8	14
MDTA20161A-R15M	0.15	±20%	7.6	7.0	8.7	8.0	10	16
MDTA20161A-R24M	0.24	±20%	6.8	6.2	7.3	7.0	15	18
MDTA20161A-R33M	0.33	±20%	6.5	6.0	7.0	6.5	17	20
MDTA20161A-R47M	0.47	±20%	6.0	5.5	6.3	5.5	19	22
MDTA20161A-R68M	0.68	±20%	5.0	4.5	5.2	4.7	24	31
MDTA20161A-1R0M	1.00	±20%	4.0	3.7	4.8	4.2	38	46
MDTA20161A-1R5M	1.50	±20%	3.4	3.0	3.5	3.1	80	96
MDTA20161A-2R2M	2.20	±20%	2.8	2.5	3.0	2.8	120	138
MDTA20161A-3R3M	3.30	±20%	1.7	1.5	2.3	2.0	140	170
MDTA20161A-4R7M	4.70	±20%	1.6	1.4	2.0	1.8	190	220

Saturation Current will cause Inductance to drop approximately 30%
Temperature Rise Current: The actual value of DC current when the temperature rise is△T=40°C

Typical Electrical Characteristics

MDTA20161A-R10M

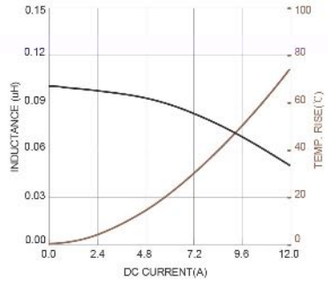

MDTA20161A-R15M

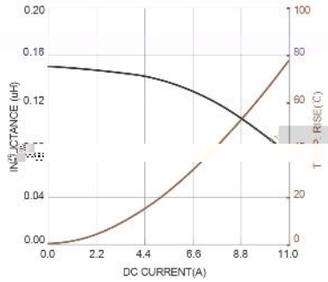

MDTA20161A-R24M

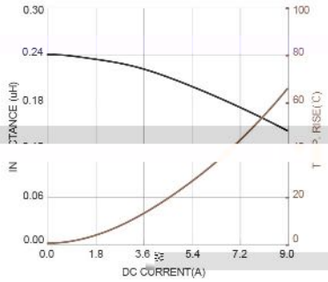

MDTA20161A-R33M

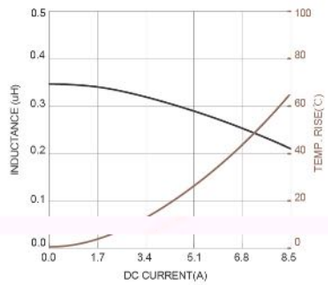

MDTA20161A-R47M

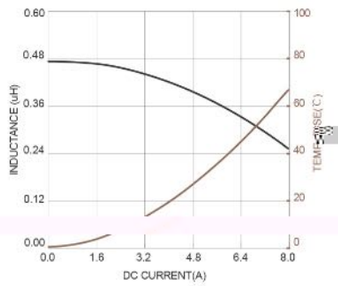

MDTA20161A-R68M

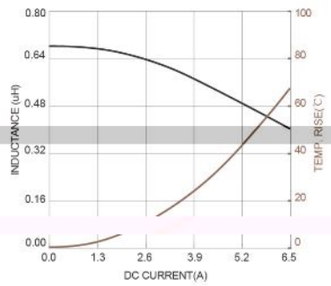

MDTA20161A-1R0M

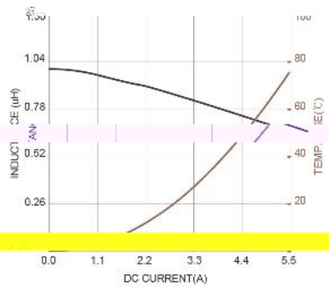

MDTA20161A-1R5M

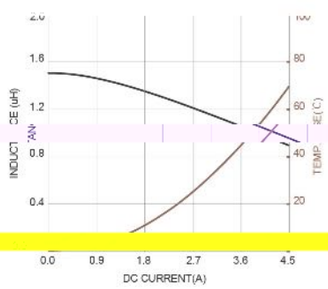

MDTA20161A-2R2M

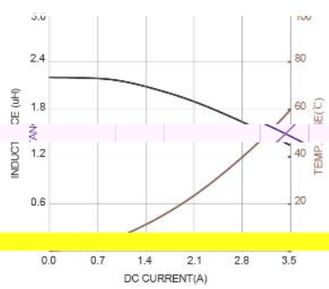

MDTA20161A-3R3M

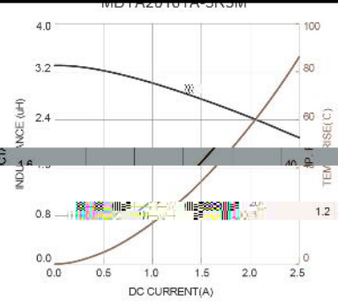

MDTA20161A-4R7M

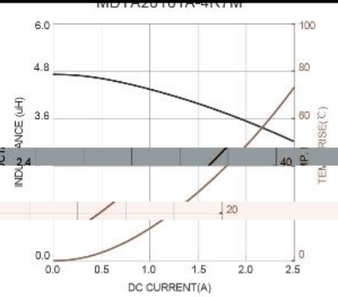

MDTA Series

SMD Low Profile High Current Molded Inductor

25201B Size

Dimensions: [mm]

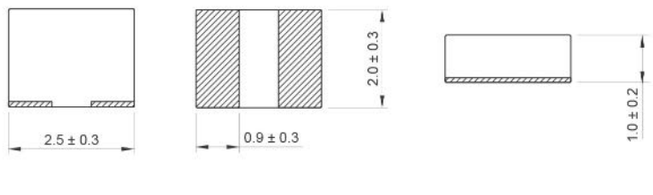

Land Pattern: [mm]

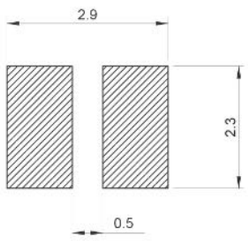

Electrical Properties

Part No	Inductance @100KHz/1V (μH)	Tolerance	Temperature Rise Current Typ. (A)	Temperature Rise Current Max. (A)	Saturation Current Typ. (A)	Saturation Current Max. (A)	DC Resistance Typ. (mΩ)	DC Resistance Max. (mΩ)
MDTA25201B-R10M	0.10	±20%	12.0	8.0	12.0	10.0	4.0	7.0
MDTA25201B-R22M	0.22	±20%	8.2	7.6	9.6	9.0	9.0	10.8
MDTA25201B-R33M	0.33	±20%	7.0	6.4	8.0	7.5	10.0	12.0
MDTA25201B-R47M	0.47	±20%	6.7	6.0	7.4	6.8	16.0	20.0
MDTA25201B-R68M	0.68	±20%	6.1	5.5	6.5	6.0	19.0	23.0
MDTA25201B-1R0M	1.00	±20%	5.7	5.2	5.8	5.3	31.0	37.0
MDTA25201B-1R5M	1.50	±20%	4.6	4.2	4.7	4.4	27.0	32.0
MDTA25201B-2R2M	2.20	±20%	3.7	3.3	4.0	3.3	52.0	60.0
MDTA25201B-3R3M	3.30	±20%	2.8	2.5	3.0	2.7	80.0	97.0
MDTA25201B-4R7M	4.70	±20%	2.3	2.0	2.8	2.2	170.0	204.0
MDTA25201B-100M	10.0	±20%	1.2	1.05	1.6	1.45	330.0	400.0

Saturation Current will cause Inductance to drop approximately 30%
Temperature Rise Current: The actual value of DC current when the temperature rise is △T=40°C

Typical Electrical Characteristics

MDTA25201B-R10M

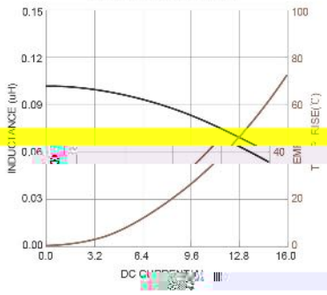

MDTA25201B-R22M

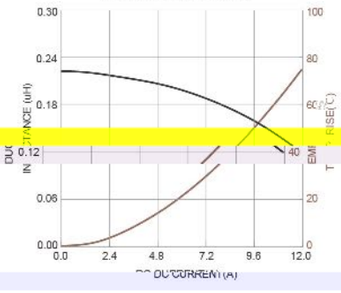

MDTA25201B-R33M

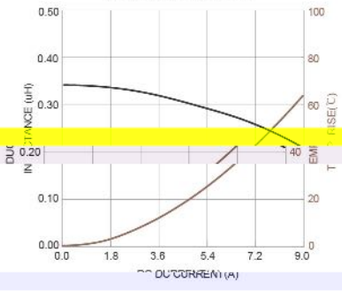

MDTA25201B-R47M

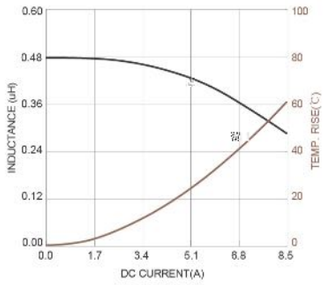

MDTA25201B-R68M

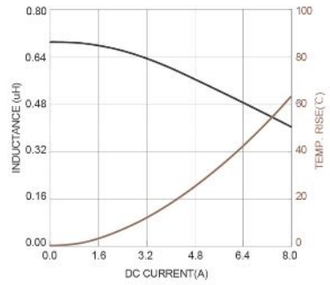

MDTA25201B-1R0M

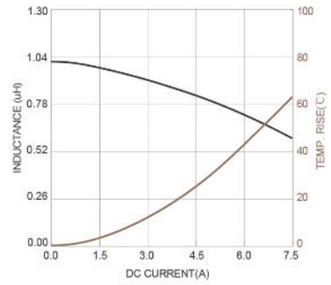

MDTA25201B-1R5M

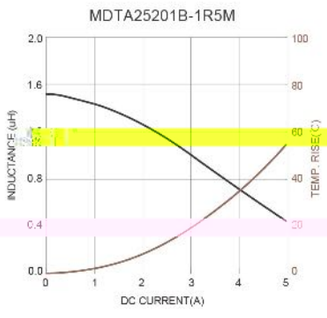

MDTA25201B-2R2M

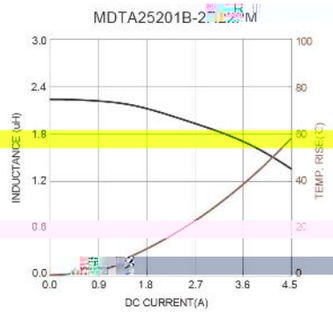

MDTA25201B-3R3M

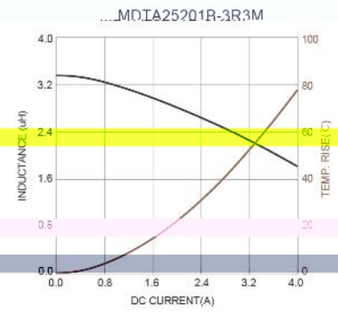

MDTA25201B-4R7M

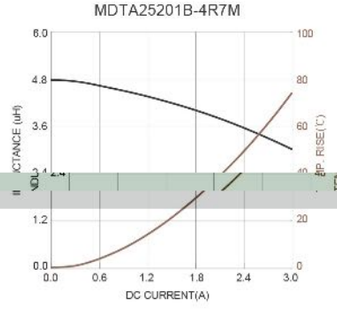

MDTA25201B-100M

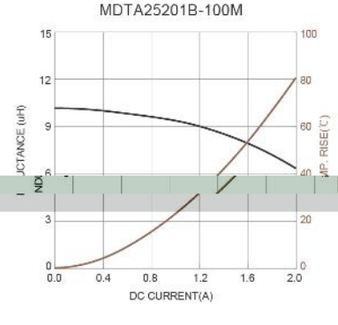

MDTA Series

SMD Low Profile High Current Molded Inductor

32251B Size

Dimensions: [mm]

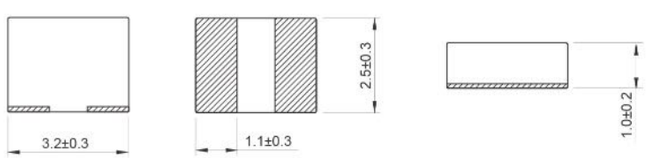

Land Pattern: [mm]

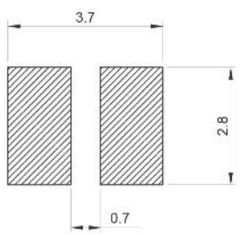

Electrical Properties

Part No	Inductance @100KHz/1V (μH)	Tolerance	Temperature Rise Current Typ. (A)	Temperature Rise Current Max. (A)	Saturation Current Typ. (A)	Saturation Current Max. (A)	DC Resistance Typ. (mΩ)	DC Resistance Max. (mΩ)
MDTA32251B-R22M	0.22	±20%	9.5	9.0	9.3	8.7	7.4	8.5
MDTA32251B-R33M	0.33	±20%	8.5	8.0	9.2	8.6	9.0	12
MDTA32251B-R47M	0.47	±20%	7.1	6.6	8.3	7.5	17	19
MDTA32251B-R68M	0.68	±20%	6.3	5.8	7.4	6.9	19	24
MDTA32251B-1R0M	1.0	±20%	5.7	5.2	6.6	5.8	26	30
MDTA32251B-1R5M	1.5	±20%	4.6	4.0	5.3	5.0	40	48
MDTA32251B-2R2M	2.2	±20%	4.2	3.7	4.9	4.4	58	70
MDTA32251B-3R3M	3.3	±20%	3.2	2.8	3.5	3.1	75	95
MDTA32251B-4R7M	4.7	±20%	2.5	2.0	2.9	2.5	115	135
MDTA32251B-6R8M	6.8	±20%	2.2	1.8	2.7	2.3	177	210

Saturation Current will cause Inductance to drop approximately 30%
Temperature Rise Current: The actual value of DC current when the temperature rise is △T=40°C

Typical Electrical Characteristics

MDTA32251B-R22M

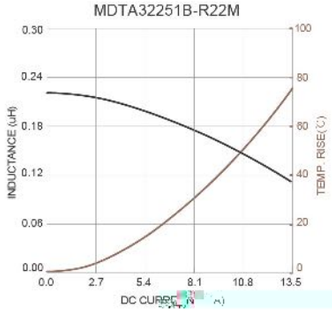

MDTA32251B-R33M

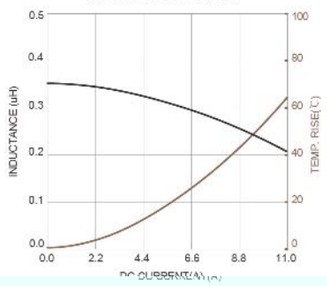

MDTA32251B-R47M

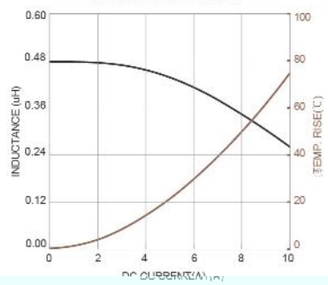

MDTA32251B-R68M

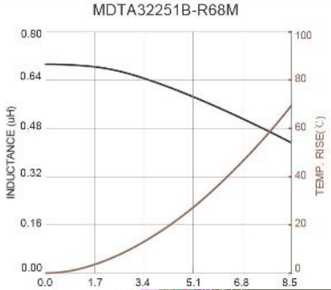

MDTA32251B-1R0M

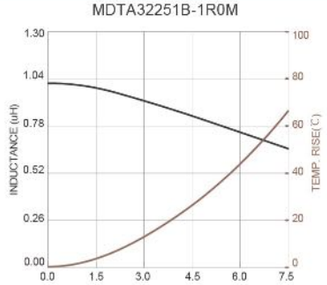

MDTA32251B-1R5M

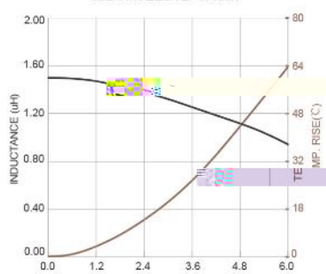

MDTA32251B-2R2M

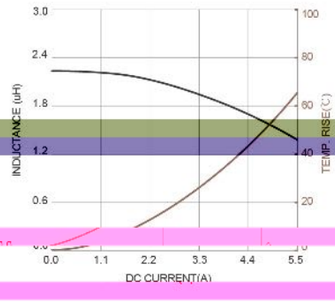

MDTA32251B-3R3M

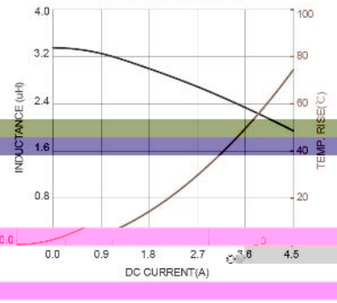

MDTA32251B-4R7M

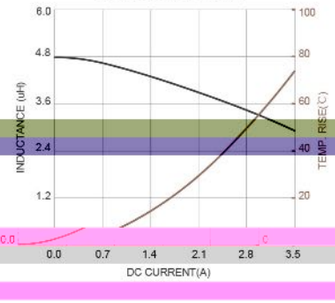

MDTA32251B-6R8M

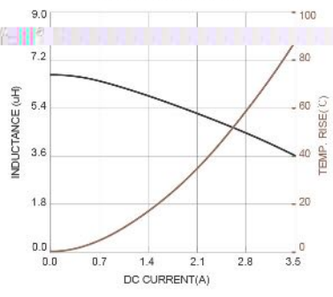

Electronic Components for Automotive KOHERelec

DMMA Series

Molded Inductor

1094 Size

Dimensions: [mm]

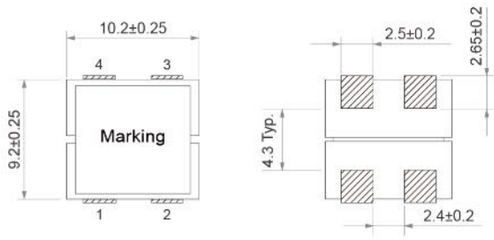

Land Pattern: [mm]

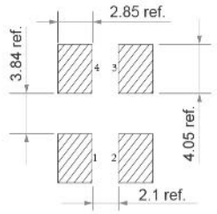

Schematic

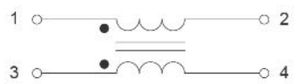

Electrical Properties

Part No	Inductance @ 100KHz/1V (μH)	Tolerance	Temperature Rise Current Typ. (A)	Temperature Rise Current Max. (A)	Saturation Current Typ. (A)	Saturation Current Max. (A)	DC Resistance Max. (mΩ)
DMMA1094-3R3M	3.3	±20%	9.0	8.0	26.0	23.4	8.6
DMMA1094-100M	10.0	±20%	5.8	5.2	12.0	10.0	22.0
DMMA1094-150M	15.0	±20%	4.5	4.0	9.0	[illegible]	40.8
DMMA1094-220M	22.0	±20%	3.6	3.2	8.5	7.3	56.0

Saturation Current will cause L to drop approximately 30%
Temperature Rise Current: The actual value of DC current when the temperature rise is △T=40°C

可靠性测试
Reliability Test

NO.	Stress Tests	Reference	Additional Requirements
1	High Temperature Exposure (Storage)	MIL-STD-202 Method 108	1000 hrs. at rated operating temperature(e.g. 155°C part can be stored for 1000 hrs. @155°C Same applies for 150°C and 125°C. Unpowered.Measurement at 24±2 hours after test conclusion
2	Temperature Cycle		1000 cycles (-55°C to +155°C). Note: If 125°C part or 150°C part the 1000 cycles will be at that temperature. Measurement at 24±2 hours after test conclusion. 30min maximum dwell time at each temperature extreme. 1 min. maximum transition time.
3	Biased Humidity	MIL-STD-202 Method 103	1000 hours 85±2°C°C/85%±3%RH. Unpowered. Measurement at 24±4 hours after test conclusion.
4	High Temperature Operational Life	MIL-PRF-27	1000 hrs. @ 155°C. If 150°C or 125°C part will be tested at that temperature. Measurement at 24±4 hours after test conclusion
5	External Visual	MIL-STD-883 Method 2009	Inspect device construction,marking and workmanship. Electrical Test not required
6	Physical Dimension	JESD22 Method JB-100	Verify physical dimensions to the applicable device detail specification.Note: User(s) and Suppliers spec. Electrical Test not required.
7	Resistance to Solvents	MIL-STD-202 Method 215	Note: Add Aqueous wash chemical. OKEM Clean or equivalent. Do not use banned solvents.
8	Mechanical Shock	MIL-STD-202 Method 213	Figure 1 of Method 213 Condition C
9	Vibration	MIL-STD-202 Method 204	5g's for 20 minutes, 12 cycles each of 3 orientations Note: Test from 10-2000 Hz
10	Resistance to Soldering Heat	MIL-STD-202	Condition B No pre-heat of samples. Note: Single Wave Solder- Procedure 2 for [illegible]
11	Thermal Shock	MIL-STD-202 Method 107	-55°C/+155°C.Note: Number of cycles required is 300. Maximum transfer time is 20 seconds. Dwell time is 15 [illegible] use Condition A for maximum temperature.
12	ESD	AEC-Q200-002 or ISO/DIS 10605	
13	Solderability	J-STD-002	For both Leaded & SMD. Electrical Test not required. Maanification 50X. Conditions: Leaded: Method A @235°C category 3 SMD: a) Method B. 4 hrs @ 155°C dry heat @235°C b) Method B @215°C category 3 c) Method D category 3 @260°C
14	Electrical Characterization	User Spec	Parametrically test per lot and sample size requirements. summary to show Min. Max, Mean and Standard deviation at room as well as Min and Max operating temperatures.
15	Flammability	UL-94	V-0 or V-1 Acceptable
16	Board Flex	AEC-Q200-005	60 sec minimum holding time
17	Terminal Strength(SMD)	AEC-Q200-006	Run through IR reflow for 3 times. With the component mounted on a PCB with the device to be tested, apply a 17.7 N (1.8 Kg) force to the side of a device being tested. This force shall be applied for 60 +1 seconds. Also the force shall be applied gradually as not to apply a shock to the component being tested

包装信息
Packing Information

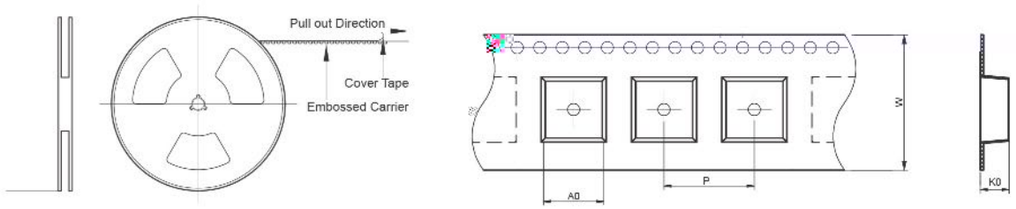

Size	A (mm)	W (mm)	A0 (mm)	P (mm)	K0 (mm)	Quantity (pcs)/Real
FBA0402	178±2	8±0.3	0.62±0.03	4±0.1	0.60±0.03	10000
FBA0603	178±2	8±0.3	0.96+0.05	4±0.1	0.95±0.05	4000
FBA0805	178±2	8±0.3	1.3±0.05	4±0.1	0.95±0.05	4000
FBA1206	178±2	8±0.3	1.75±0.1	4±0.1	1.25±0.1	3000
FBHA0402	178±2	8±0.3	0.62±0.03	4±0.1	0.60±0.03	10000
FBHA0603	178±2	8±0.3	0.96+0.05	4±0.1	0.95±0.05	4000
FBHA0805	178±2	8±0.3	1.3±0.05	4±0.1	0.95±0.05	4000
FBHA1206	178±2	8±0.3	1.75±0.1	4±0.1	1.25±0.1	3000
FBHA1806	178±2	12±0.3	1.75±0.1	4±0.1	1.75±0.1	2000
FBHA1812	178±2	12±0.3	3.45±0.1	8±0.1	1.60±0.1	1000
[illegible]	[illegible]2	8±0.3	0.62±0.03	4±0.1	0.60±0.03	10000
FBHA0603S	178±2	8±0.3	0.96+0.05	4±0.1	0.95±0.05	4000
FBHA0805S	178±2	8±0.3	1.3±0.05	4±0.1	0.95±0.05	4000
FBHA1206S	178±2	8±0.3	1.75±0.1	4±0.1	1.25±0.1	3000
ACMA3225	178±2	8±0.3	2.88±0.1	4±0.1	2.5±0.1	2000
ACMA4532	178±2	8±0.3	3.6±0.1	8±0.1	3±0.1	500
ACMV3225	330±2	12±0.3	2.7±0.1	4±0.1	2.8±0.1	5000
ACMV4532	330±2	12±0.3	3.5±0.1	8±0.1	3.1±0.1	2500
BCMA2012	178±2.0	8.0±0.3	1.50±0.1	4.0±0.1	1.45±0.1	2000
BCMA3216	178±2.0	8.0±0.3	1.88±0.1	4.0±0.1	2.1±0.1	2000
BCMA3225	178±2.0	8.0±0.3	2.88±0.1	4.0±0.1	2.50±0.1	2000
BCMA4532	178±2.0	12.0±0.3	3.65±0.1	4.0±0.1	3.0±0.1	3000
BCMA5020	330±2.0	12.0±0.3	5.65±0.1	8.0±0.1	2.7±0.1	2500
BCMA7060	330±2.0	16.0±0.3	6.25±0.1	12.0±0.1	3.6±0.1	1500
BCMA9250	330±2.0	16.0±0.3	6.5 typ	12.0±0.1	5.2 ref.	1000

Size	A (mm)	W (mm)	A0 (mm)	P (mm)	K0 (mm)	Quantity (pcs)/Real
BCMA9070	330±2.0	24.0±0.3	7.6±0.1	16.0±0.1	5.10±0.1	800
BCMA1009	330±2.0	24±0.3	8.6±0.1	12±0.1	5.4±0.1	1000
BCMA1211	330±2.0	24±0.3	11.3±0.1	16±0.1	6.6±0.1	500
MDA4020	[illegible]3	12.0±0.3	4.5±0.1	8.0±0.1	2.3±0.1	3000
MDA5030	330±2.0	12.0±0.3	5.5±0.1	8.0±0.1	3.3±0.1	2000
MDA7030	330±2.0	16.0±0.3	7.0±0.1	12.0±0.1	3.3±0.1	1000
MDA7050	330±2.0	16.0±0.3	6.9±0.1	12.0±0.1	5.4±0.1	800
MDA1040	330±2.0	24±0.3	10.4±0.1	16±0.1	4.3±0.1	500
MDA1050	330±2.0	24±0.3	10.4±0.1	16±0.1	5.4±0.1	500
MDA1350	330±2.0	24±0.3	13.1±0.1	16±0.1	5.4±0.1	500
MDA1360	330±2.0	24±0.3	13.1±0.1	16±0.1	6.3±0.1	500
MDA1365	330±2.0	24.0±0.3	13.1±0.1	16±0.1	6.8±0.1	500
MDA1870	330±2.0	32.0±0.3	17.5±0.1	24±0.1	7.3±0.1	200
MDA7054HT	330±2.0	16.0±0.3	7.6±0.1	12.0±0.1	5.7±0.1	500
MDA1054HT	330±2.0	24.0±0.3	10.4±0.1	16±0.1	5.7±0.1	500
MDTA20161A	178±2.0	8±0.3	1.9±0.1	4±0.1	1.2±0.1	3000
MDTA25201B	178±2.0	8±0.3	2.4±0.1	4±0.1	1.4±0.1	3000
MDTA32321B	178±2.0	8±0.3	2.4±0.1	4±0.1	1.4±0.1	3000
DMMA7078	330±2.0	24.0±0.3	8.1±0.1	12.0±0.1	7.8±0.1	500
DMMA1094	330±2.0	24.0±0.3	9.6±0.1	16.0±0.1	11.25±0.1	300
NRSA2520B	180±2.0	8.0±0.1	2.4±0.1	4.0±0.1	1.4±0.1	2000
NRSA3012B	178±2.0	8.0±0.1	3.3±0.1	4.0±0.1	1.4±0.1	2000
NRSA3015B	178±2.0	8.0±0.3	3.2±0.1	4.0±0.1	1.7±0.1	2000
NRSA4014B	330±2.0	12.0±0.3	4.25±0.1	8.0±0.1	1.4±0.1	4500
NRSA4018B	330±2.0	12.0±0.3	4.3±0.1	8.0±0.1	2.25±0.1	3000
NRSA4030	330±2.0	12.0±0.3	4.25±0.1	8.0±0.1	3.25±0.1	2000
NRSA5020	330±2.0	12.0±0.3	5.3±0.1	8.0±0.1	2.3±0.1	2500
NRSA5040	330±2.0	12.0±0.3	5.3±0.1	8.0±0.1	4.2±0.1	1500
NRSA6020	330±2.0	16.0±0.3	6.4±0.1	12.0±0.1	2.3±0.1	2000
NRSA6028	330±2.0	16.0±0.3	6.4±0.1	8.0±0.1	3.3±0.1	2000
NRSA6045	330±2.0	16.0±0.3	6.4±0.1	12.0±0.1	4.7±0.1	1000
NRSA8040	330±2.0	16.0±0.3	8.55±0.1	12.0±0.1	4.4±0.1	1000